

W



SOFA COLLECTION



Panorama Sofa / Jonas Wagell
Poller Table / Oliver Schick

Step into the world of Wendelbo



Leaf through these pages and uncover our full collection of sofas. From compact two-seaters and high-back sofas to modular designs and low-lying loungers, our range offers a plethora of options catering to commercial and residential projects alike.

Table of contents

8	Panorama
16	Panorama Dine
20	Montholon
26	Kite
32	Maho
36	Edge
40	Pontone
42	Surface
46	Define
50	Trace
52	Hang
54	Blade
58	Lilin
62	Cinder Block
66	Sepal
68	Lobby
70	Case
74	Product index



BEYOND THE SURFACE

Celebrating minimalism without compromising on comfort

Comfort is at the core of our essence and we place equal emphasis on interior quality as we do on exterior aesthetics. Beyond the surface, the substance and weight of every Wendelbo design testify to the complexity and quality of the construction that guarantees unparalleled and universal comfort for any setting.



Surface Sofa / 365 North
Circle Table / 365 North



Panorama Sofa / Jonas Wagell
Arc Table / Toan Nguyen

Panorama

Designed by Jonas Wagell



Designed by Jonas Wagell, the modular Panorama Sofa is shaped with simplified volumes and repeated proportions, resulting in an organic fit for any space, be it modest or grand. Configure the Panorama Sofa to your home or professional project's exact visual and functional needs, choosing from no less than 17 modules that allows an abundance of creative configurations to emerge.

Panorama Sofa / Jonas Wagell
Calibre Tables / Böttcher & Kayser





Uncovering inviting curves in modularity

With its curved, embracing back, the Panorama Sofa pulls the user intuitively into the deep and firm seat modules, fully upholstered to the ground. Further elevated by thin armrests and backrests, the design fosters a sense of sophisticated sharpness and craftsmanship, conveyed through exaggerated piping details along the edge.



Panorama Dine

Designed by Jonas Wagell

Guided by the distinctive design language, Jonas Wagell has reiterated the Panorama concept into a comprehensive Dine collection, featuring a modular sofa, compact chair, and pouf. Facilitating the design of creative seating sequences, the collection demonstrates its adaptability across diverse commercial environments.



Panorama Dine Sofa / Jonas Wagell
Panorama Dine Compact Chair / Jonas Wagell
Panorama Dine Compact Pouf / Jonas Wagell
Poller Table / Oliver Schick





Panorama Dine Sofa / Jonas Wagell
Event Chair V2 / Tristan Lohner
Slice Shelving / 365 North

Sequences of creative seating

With a heightened seat and reduced depth, the modular Panorama Dine banquette-style sofa has been reshaped for better suitability in upright seating sessions. The top edge of the seat is sharper, and the front is recessed towards the floor to provide proper foot clearance and legroom. Combine with the complementary compact chair and pouf to create a coherent layout.






Montholon

Designed by Tristan Lohner

Resting atop a recessed base, the corpus of the Montholon design seemingly soars above ground, prompting a lighter sentiment to the voluminous proportions. Designed by French Tristan Lohner, the collection spans its character across a 2,5- and 3-seater sofa and a lounge chair, awakening the senses with inviting curves and the soothing softness of tactile topography.



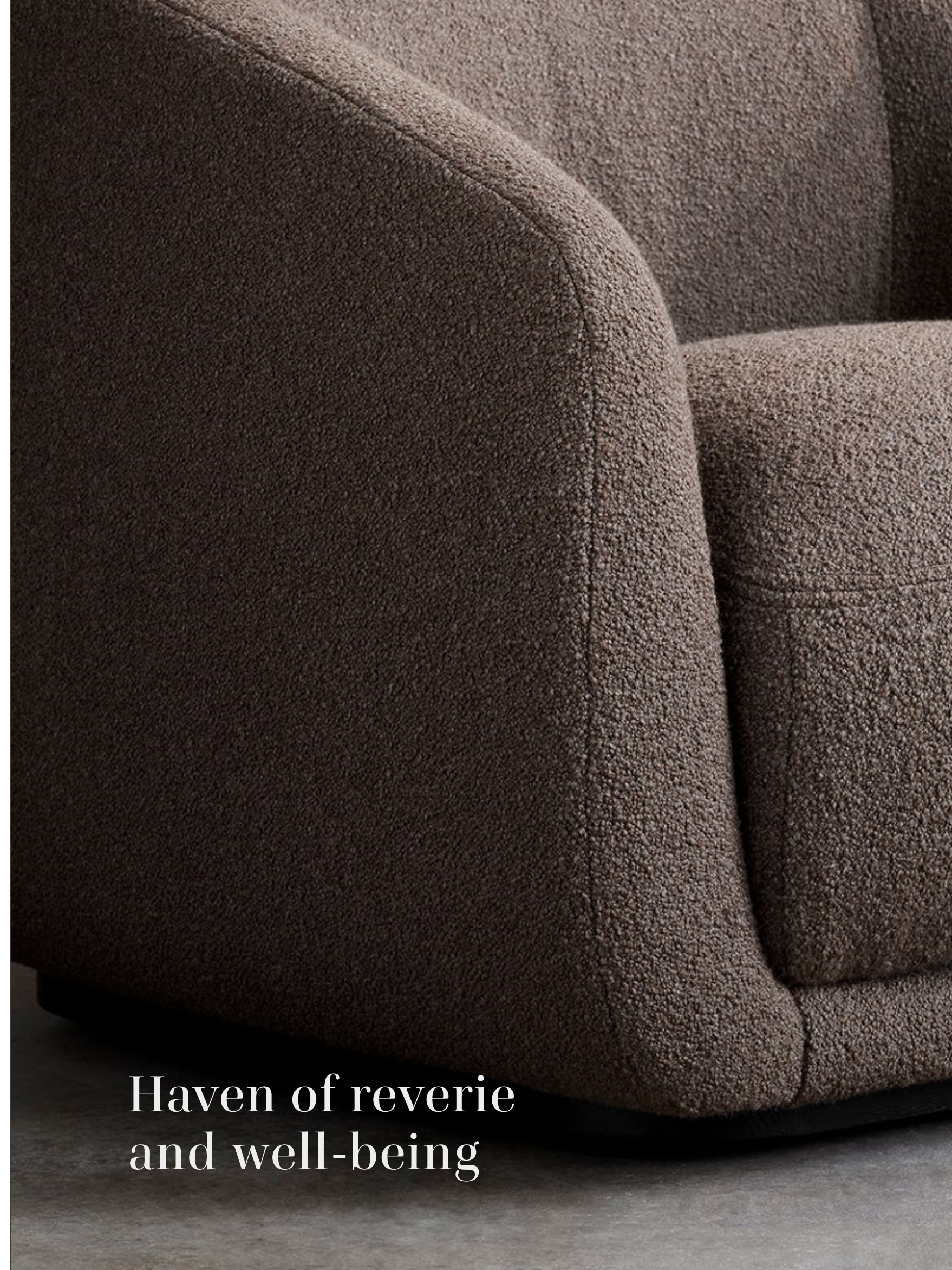


Reminiscing childhood memories

The design has been named after the famous Square Montholon, located in the 9th Arr. in Paris, a recreational space in the theatre district, from which Tristan Lohner carries fond childhood memories. For him, the square is a true haven of tranquillity – a place where artists, intellectuals, children, and passers-by rest and coexist amidst sculptures and century-old trees that give rhythm to space and time.



Pondering the design, Tristan Lohner says: "With the design, I wish to pay tribute to the Square Montholon that effortlessly combines romanticism and modernity, tradition and technicality. Like the square, the sofa is an invitation to relaxation as the softness and the generosity of its forms create a haven of reverie and well-being."

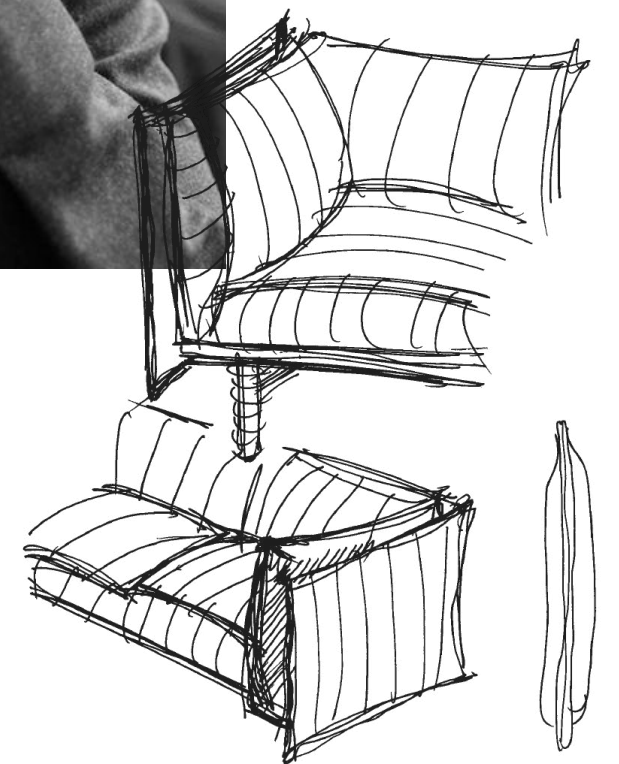


Haven of reverie
and well-being



Kite

Designed by Jonas Wagell



Designed by Jonas Wagell, opposites attract in the modular Kite Sofa in which a sturdy and encasing exterior of upholstered panels, mimicking the planes of a kite, courts a soft, inviting inner. The result is a sofa that speaks with confidence, rather than loudly.



A wooden frame in either brown or black stained oak, featuring distinct conic-shaped legs, augments the design with exquisite joinery details. The sofa is further enriched with a carefully tailored aesthetic, demonstrated in the panels' sophisticated piping details as well as the plush back and side cushions that gently hug the soft and inviting seat.





Kite High Back

The Kite High Back Sofa seamlessly extends the essence of the original Kite design. Its geometric high backplanes infuse the form with a unique character, creating a clean, linear silhouette that contrasts the soft interior, alluring users to take a seat.



Kite High Back Sofa / Jonas Wagell
Coin Side Table / 365 North
Elba Rug / Wendelbo



Maho Sofa / 365 North
Expose Tables / Jonas Wagell

Maho

Designed by 365 North



Drawn with dimensions that exude comfort, depth and modern elegance, the Maho Sofa is a study in lounging — a true retreat for days of slowing down, enhanced through loose cushions with down fill.



A modern manifesto

Crafted as a voluminous low-lying lounge design, the Maho Sofa rests atop a slim and sharply defined frame in black powder-coated steel. Spanning 43 modules, the design contributes with a high degree of customisability, further accentuated by complementing design elements in the shape of trays in walnut veneer and Grey Emperador marble.

Edge

Designed by Lars Wendelbo



Edge V1

Seized in a simplified silhouette, the modular Edge V1 embodies a design that is equally contemporary as it is timeless. It seamlessly integrates into any setting while maintaining a sense of character that makes the sofa stand out.





Edge V2 Sofa / Wendelbo
Expose Table / Jonas Wagell

Edge V2

The Edge V2 Sofa takes its origin point in the idea of lines - running between the frame and cushions for a slight, elegant gap, across its linear armrests and throughout its soft, loose pillows. The design floats on a delicately designed base of steel.

Pontone Sofa / 365 North
Poller Tables / Oliver Schick



The Pontone Sofa is one that speaks volumes without making much visual noise, communicated through the folded details of its armrest, its pointy shapes and the lines of its loose cushions.

Pontone

Designed by 365 North



Surface

Designed by 365 North

The Surface Sofa stands out by featuring complementary black stained oak trays, redefining modularity by bridging form and functionality. With sleek black powder-coated aluminum legs, the modules appear to effortlessly float above the ground, adding an elegant finishing touch.



Surface Sofa / 365 North
Circle Table / 365 North



A dynamic seating landscape

As an integral feature of the Surface design, the trays contribute versatility and heightened functionality. Serving as sophisticated surfaces for storage and display, these trays accommodate an array of items, from fine art and eclectic pieces to memorabilia and magazines, enriching the seating landscape with a dynamic touch.



Define

Designed by 365 North

Available in four different sizes, the Define Sofa is designed with several components that seamlessly join to form a unified piece. Being simply rectangular in its form, the sofa is complemented by rounded triangular back and side supports that seamlessly attach through indentations on the seat cushion's surface. For a personalised touch of sculpted comfort, loose cushions can be placed at your preference, while legs in black powder-coated steel introduce an element of lightness to counterbalance the design's inherent density.

Define Sofa / 365 North
Glyph Table / Hoffmann Kahleyss Design
Slice Shelving / 365 North





Trace

Designed by 365 North



Contributing to an upright and poised seating experience, the Trace Sofa bridges sharp exterior lines with the comfortable firmness of the interior. Offered in three sizes along with a lounge chair variant, the sleek legs crafted from black powder-coated steel introduce a sophisticated visual contrast.





Hang

Designed by Toan Nguyen

Defined by the nearly monolithic lines that make it pose as if carved in stone, the Hang Sofa comes with a copious form that plays off elegantly with its slender base and deep seat.



Blade

Designed by 365 North

Drawn with a sharp outline and elongated loose seat cushions, the Blade Sofa introduces a clean and contemporary look, further elevated by slim legs in black powder-coated aluminium. Soft down-fill scatter and back cushions in complimentary colours and fabrics allow you to add a truly customised character to the design while elevating the level of comfort to new heights.



THE ART OF UPHOLSTERY

Eminent craftsmanship evident in each stitching, piping, and pleating

A deep dedication to the honoured craft of upholstery has been a part of our heritage from the very outset. Our sofa collection consists of considered pieces, crafted, and covered in tantalising tactile materials with granular details subtly intriguing the sense of touch.



Lilin

Designed by Luca Nichetto

In our fast-paced world, in which we swiftly move through virtual and remote interactions, the Lilin Sofa has been conceived as an invitation to communication and conviviality. The curved structure encourages a more relaxed and informal sitting position, making it easier for people to engage in comfortable conversations.



Lilin Sofa / Luca Nichetto
Calibre Tables / Böttcher & Kayser
Slice Shelving / 365 North



Lilin Sofa / Luca Nichetto
Floema Tables / Luca Nichetto

Breaking free from traditional layouts

The Lilin Sofa is a versatile solution available in both 2-seater and 3-seater versions. Its sleek yet bold design has the ability to transform a space by introducing a touch of unconventional style, breaking free from the traditional, rigid layouts of environments.



Cinder Block

Designed by Luca Nichetto

Whether a compact configuration for a living room or a grand iteration with multiple directions is needed, the Cinder Block Sofa prompts a new take on modularity with engaging levels and dimensions that speak volumes in any spatial context.





A floating island

Mastered by acclaimed Luca Nichetto, the modular design of the Cinder Block Sofa allows you to work across 32 different modules and accompanying trays and tables enabling the creation of a tailored layout to elevate your interior project. Taking its name from light-weight construction blocks, the massive design is balanced by the rounded upholstered components and black-stained, and almost imperceptible black-stained legs giving the dense structure the appearance of a floating island.





Sepal Sofa / Luca Nichetto
Floema Table / Luca Nichetto



Sepal

Designed by Luca Nichetto

The Sepal series is defined through its silent piping details and the streamlined yet soft trapezium shape that accommodates us for both hours on end and a quick break during the day.

Lobby

Designed by Sarah Rousselle

Envisioned by Sarah Rousselle, the Lobby collection consists of a compact 2-seater sofa and lounge chair, both bringing a feeling of soft serenity to spaces thanks to their calm, feminine outlines. The sloping armrests lead to the curved back, making the design appear elegant from every angle.



Lobby 2-seater / Sarah Rousselle
Mate Table / Sebastian Herkner



Case

Designed by Sebastian Herkner

Case by award-winning German designer, Sebastian Herkner, is a collection of sofas that breathes the cocooning comfort and calmness of the home into workplace and hospitality settings. Resting atop an elegant wooden base, the collection consists of Case High Back, Case Combi and Case Low Back.



Sebastian Herkner



Case in point

Though having a grand form, Herkner's simple and slender lines leave the Case series with a stringent and light expression without compromising on the comfort and function of the design. To further elevate and lighten the impression, Herkner has added an elegant detail to the exterior back, interrupting the monumental expression while also creating an oblique angle inside that forms the sofa's backrest.



Product index

Blade /

LEGS

Black powder-coated steel



STRUCTURE INTERIOR

Frame made of steel, solid wood and MDF with nozag spring system

STRUCTURE PADDING

High-resilient, variable density, polyurethane foam.

SEAT CUSHION

High-resilient foam and downtop

BACK CUSHION

100% down/feathers

Back cushions are not included

COVER

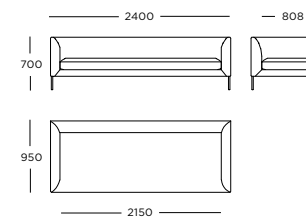
Loose

MAINTENANCE

Loose seat- and back cushions, or filling with down and feathers, should be patted down regularly to maintain their shape. Cushions and scatters should be shaken and fluffed up regularly to maintain their shape. To ensure the longevity of your product, please follow our care and maintenance guides. All guides can be downloaded at wendelbo.com/care

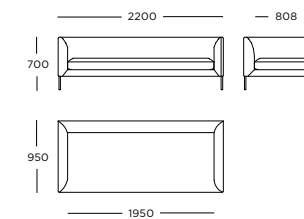
Module 1

3.5 seater*



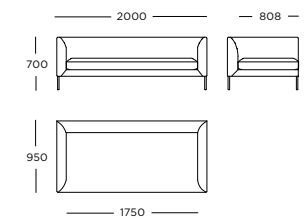
Module 2

3 seater*



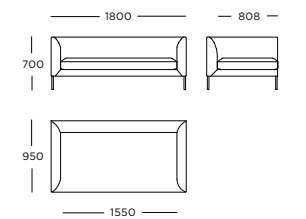
Module 3

2.5 seater*



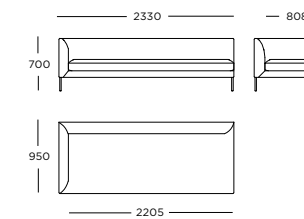
Module 4

2 seater*



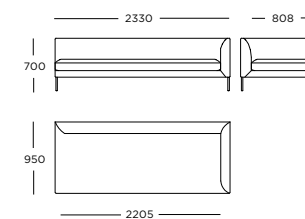
Module 5

3.5 seater, left arm*



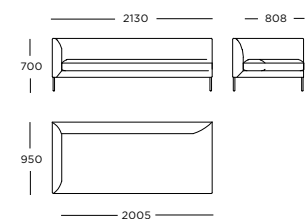
Module 6

3.5 seater, right arm*



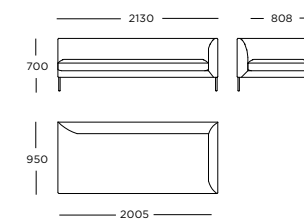
Module 7

3 seater, left arm*



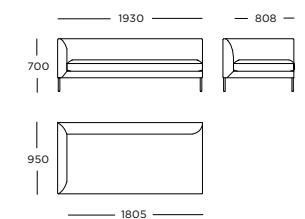
Module 8

3 seater, right arm*

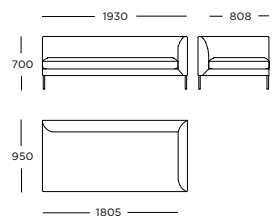


Module 9

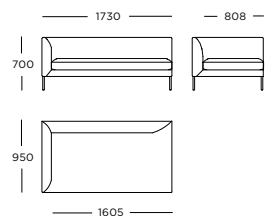
2.5 seater, left arm*



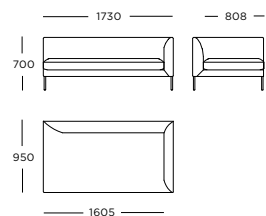
Module 10
2.5 seater, right arm*



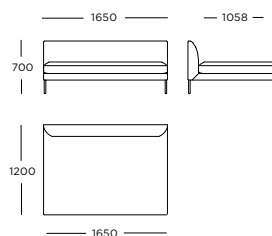
Module 11
2 seater, left arm*



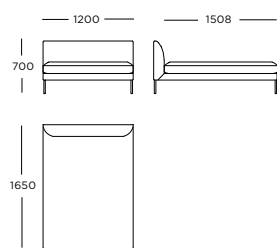
Module 12
2 seater, right arm*



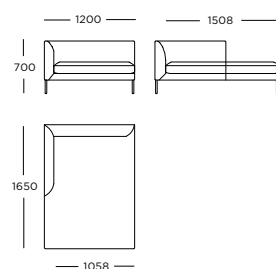
Module 13
2 seater, chaise no arms - wide



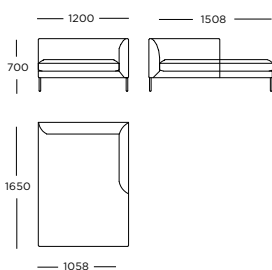
Module 14
2 seater, chaise no arms - long



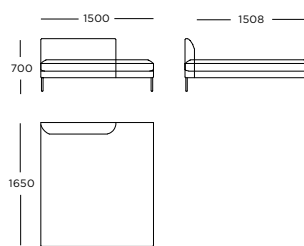
Module 15
2 seater, terminal left arm - wide



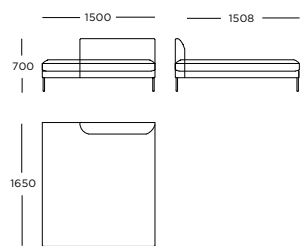
Module 16
2 seater, terminal right arm - wide*



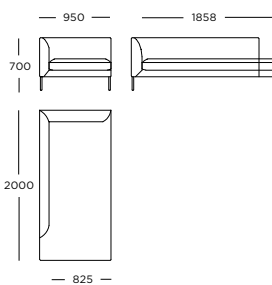
Module 17
2 seater, chaise open back - left*



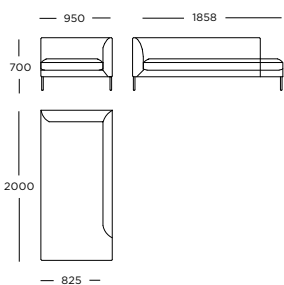
Module 18
2 seater chaise open back - right*



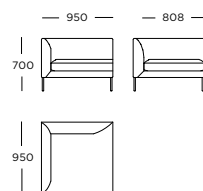
Module 19
2 seater, terminal left arm - long*



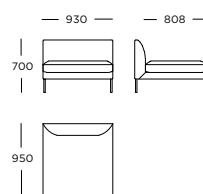
Module 20
2 seater, terminal right arm - long*



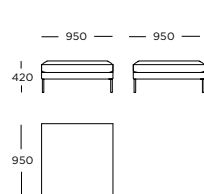
Module 21
Corner*



Module 22
Centre*



Module 23
Stool



Blade / Module overview

Case /

BASE

Black stained solid oak



STRUCTURE INTERIOR

Frame made of solid wood, steel and MDF with nozag spring system

STRUCTURE PADDING

High-resilient, polyurethane foam

SEAT CUSHION

High-resilient, polyurethane foam with dacron padding

BACK CUSHION

High-resilient, polyurethane foam with dacron padding

COVER

Removable back and seat cushion cover. Side cushion cover is not removable.

STEEL TABLE

Black powder-coated steel. The table can be mounted in either the middle, right of left side

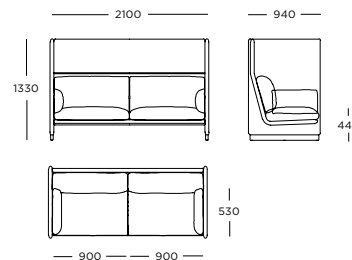
WOODEN TABLE

MDF with oak veneer

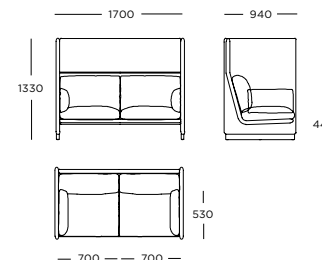
MAINTENANCE

To ensure the longevity of your product, please follow our care and maintenance guides. All guides can be downloaded at wendelbo.com/care

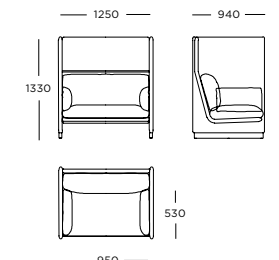
High back
2.5 seater



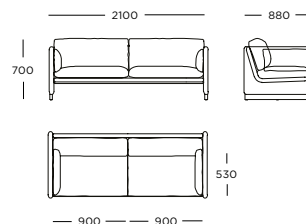
High back
2 seater



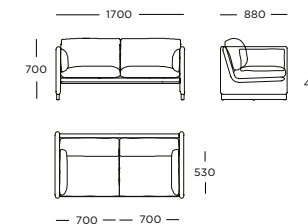
High back
1.5 seater



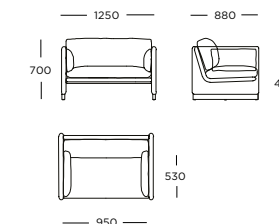
Low back
2.5 seater



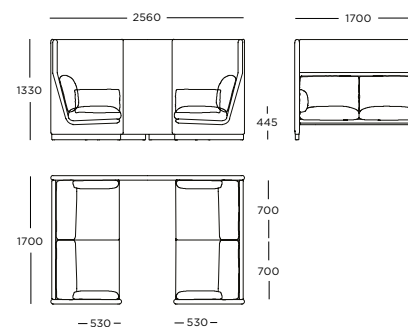
Low back
2 seater



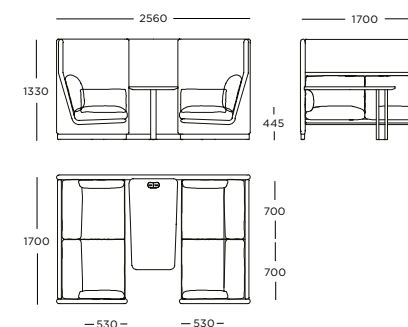
Low back
1.5 seater



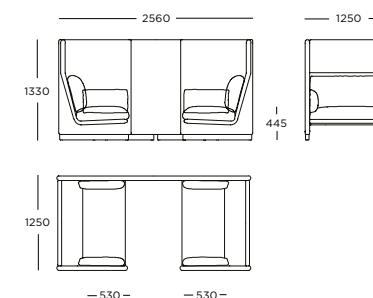
Combi
2 seater



Combi
2 seater with wooden table



Combi
1.5 seater



Case / Overview

Cinder Block /

STRUCTURE INTERIOR

Frame made of solid wood and MDF with webbing spring system

STRUCTURE PADDING

High-resilient, variable density, polyurethane foam with dacron padding

SEAT

High-resilient, variable density, polyurethane foam with dacron padding

BACK CUSHION

50/50 feathers and ball fibres in down-proof cambric divided into channels

COVER

Fixed
Removable back cushion cover

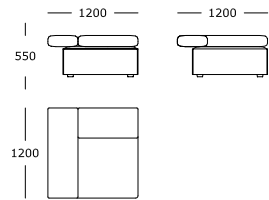
TABLE

Frame is black powder-coated steel
Top and base is black or dark brown stained oak veneer

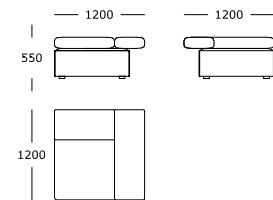
MAINTENANCE

Loose back cushions, or filling with down and feathers, should be patted down regularly to maintain their shape. Cushions and scatters should be shaken and fluffed up regularly to maintain their shape. To ensure the longevity of your product, please follow our care and maintenance guides. All guides can be downloaded at wendelbo.com/care

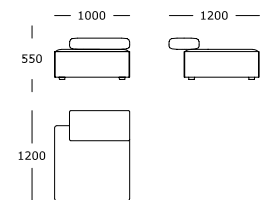
Module 1
1 seater, left arm



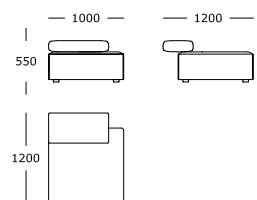
Module 2
1 seater, right arm



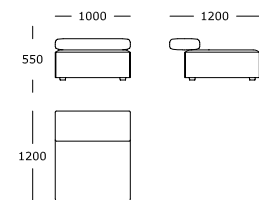
Module 3
1 seater, end-terminal, right



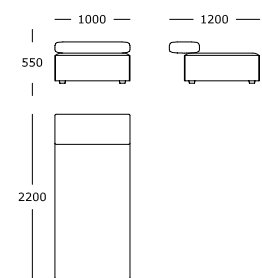
Module 4
1 seater, end-terminal, left



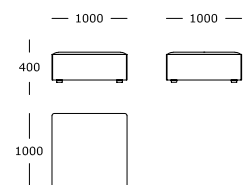
Module 5
Small centre



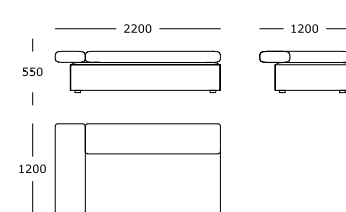
Module 6
Long centre



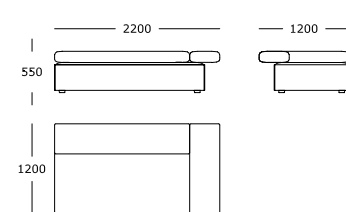
Module 7
Small stool



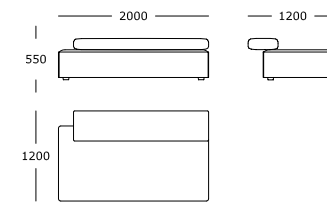
Module 8
2 seater, terminal, left arm



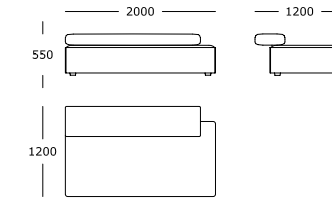
Module 9
2 seater, terminal, right arm



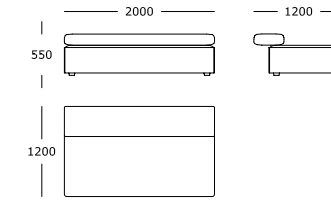
Module 10
2.5 seater, end-terminal, right



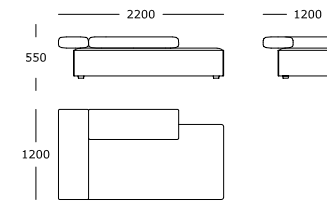
Module 11
2.5 seater, end-terminal, left



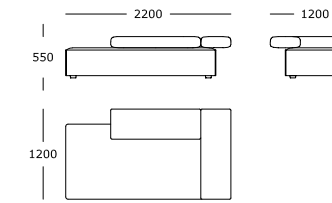
Module 12
Large centre



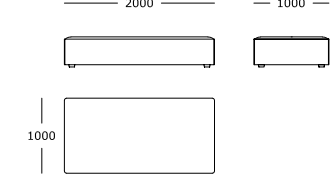
Module 13
2 seater, chaise left



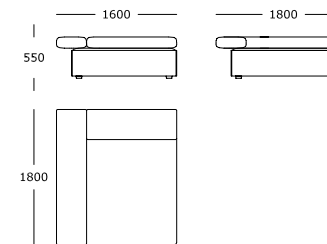
Module 14
2 seater, chaise right



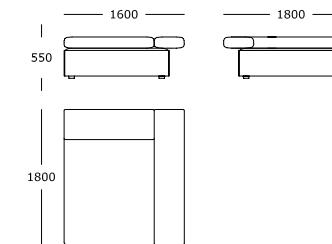
Module 15
Long stool



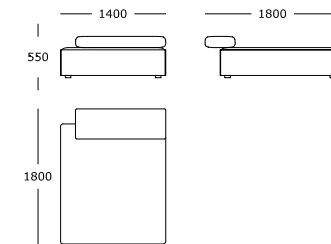
Module 16
1.5 seater, left arm



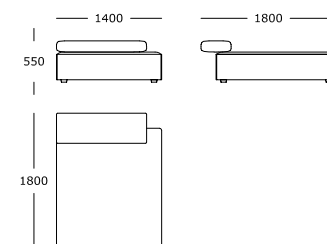
Module 17
1.5 seater, right arm



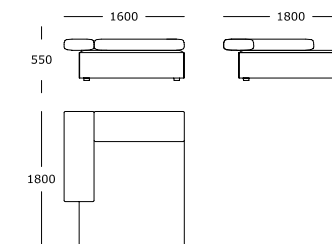
Module 18
1.5 seater, end-terminal, right



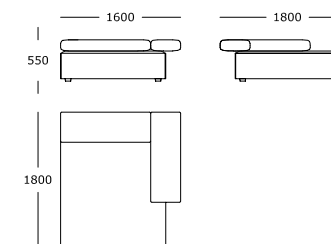
Module 19
1.5 seater, end-terminal, left



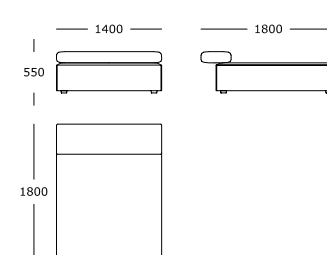
Module 20
1.5 seater, chaise left



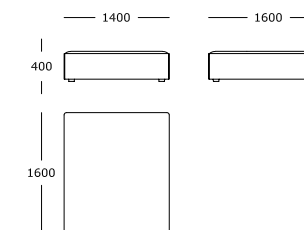
Module 21
1.5 seater, chaise right



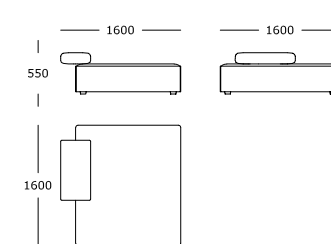
Module 22
Large centre



Module 23
Large stool

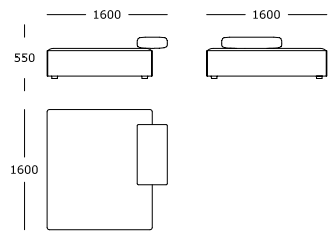


Module 24
1.5 seater, chaise no back, small arm



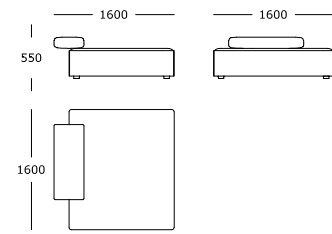
Module 25

1.5 seater, chaise no back, small arm



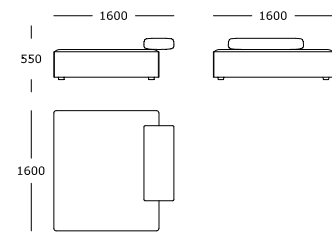
Module 26

1.5 seater, chaise no back, medium arm



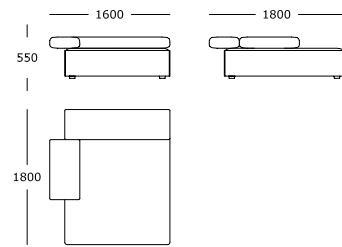
Module 27

1.5 seater, chaise no back, medium arm



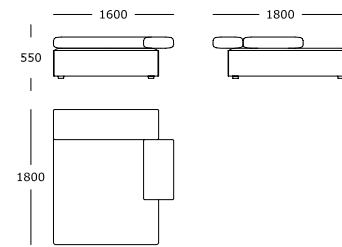
Module 28

1.5 seater, chaise large, left



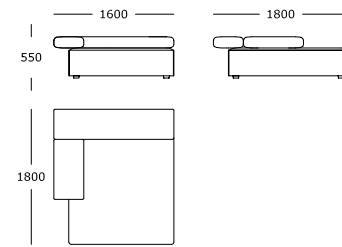
Module 29

1.5 seater, chaise large, right



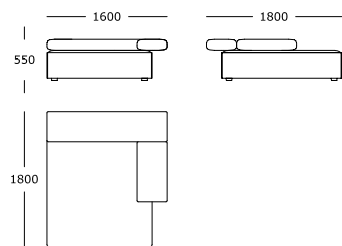
Module 30

1.5 seater, chaise large, left



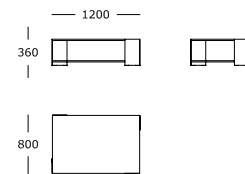
Module 31

1.5 seater, chaise large, right



Module 32

Table



Define /

LEGS

Black powder-coated steel



STRUCTURE INTERIOR

Frame made of solid wood and MDF with nozag spring system

STRUCTURE PADDING

High-resilient, variable density, polyurethane foam

SEAT CUSHION

High-resilient, variable density, polyurethane foam and fibres

BACK CUSHION

100% down/feathers

COVER

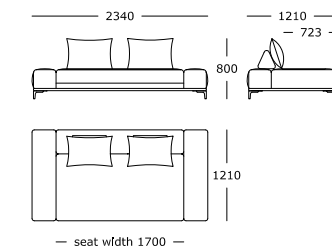
Fixed

MAINTENANCE

Loose back cushions, or filling with down and feathers, should be patted down regularly to maintain their shape. Cushions and scatters should be shaken and fluffed up regularly to maintain their shape. To ensure the longevity of your product, please follow our care and maintenance guides. All guides can be downloaded at wendelbo.com/care

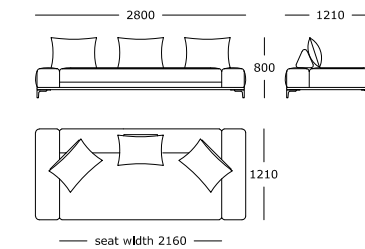
Module 1

2 seater
2 back supports and cushions included



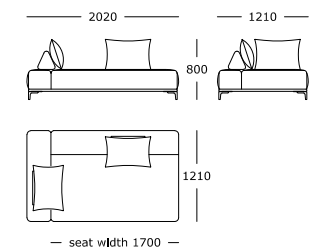
Module 2

3 seater
3 back supports and cushions included



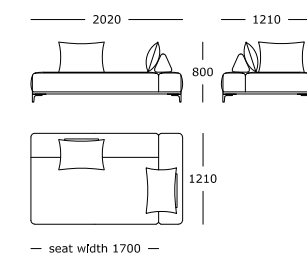
Module 3

Side, left
2 back supports and cushions included



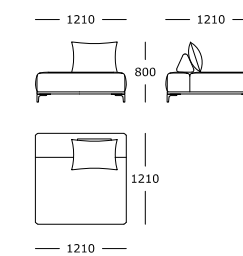
Module 4

Side, right
2 back supports and cushions included



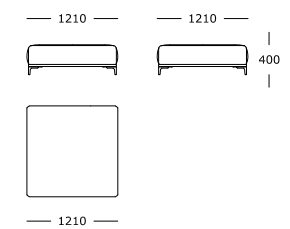
Module 5

Centre
1 back support and cushion included



Module 6

Stool



Edge V1 /

LEGS

Black powder-coated steel
Dark brown powder-coated steel
Brushed stainless steel



STRUCTURE INTERIOR

Frame made of solid wood and MDF
with nozag spring system

STRUCTURE PADDING

High-resilient, variable density, polyurethane foam

SEAT CUSHION

High-resilient, polyurethane seat cushion with a wrap of down/feathers and ball fibres in a downproof cambric divided into channels.

BACK CUSHION

Down/feathers and ball fibres in a downproof cambric divided into channels.

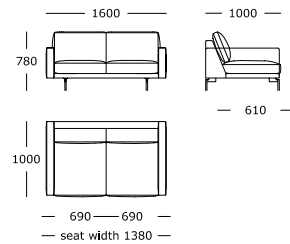
COVER

Loose

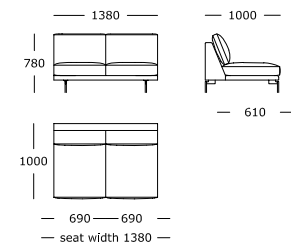
MAINTENANCE

Loose back cushions, or filling with down and feathers, should be patted down regularly to maintain their shape. Cushions and scatters should be shaken and fluffed up regularly to maintain their shape. To ensure the longevity of your product, please follow our care and maintenance guides. All guides can be downloaded at wendelbo.com/care

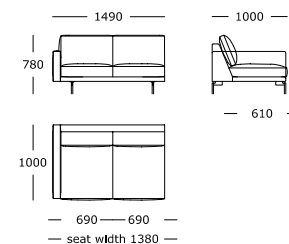
Module 1
2 seater, small



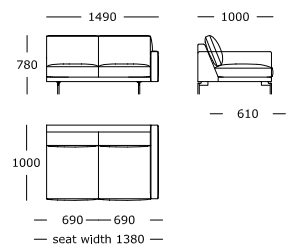
Module 2
2 seater, small, centre



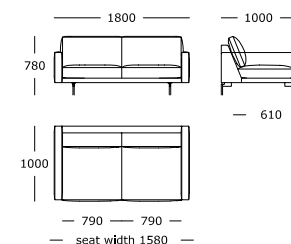
Module 3
2 seater, small, left arm



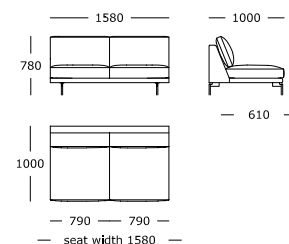
Module 4
2 seater, small, right arm



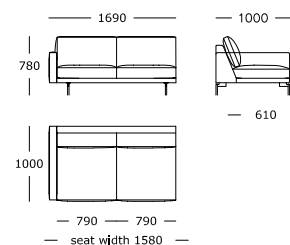
Module 5
2 seater, large



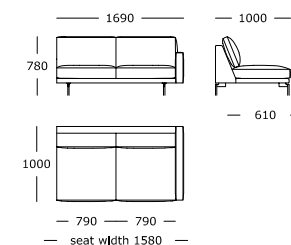
Module 6
2 seater, large, centre



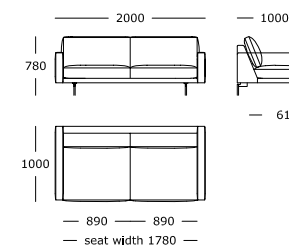
Module 7
2 seater, large, left arm



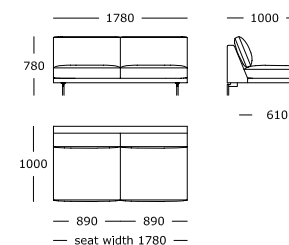
Module 8
2 seater, large, right arm



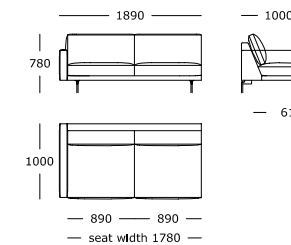
Module 9
2.5 seater, medium



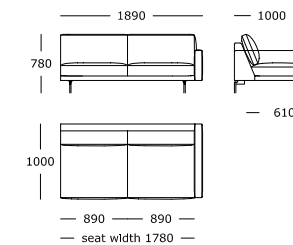
Module 10
2.5 seater, medium centre



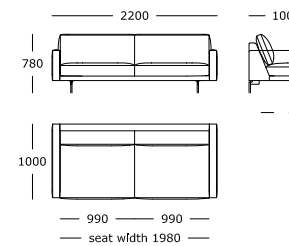
Module 11
2.5 seater, medium, left arm



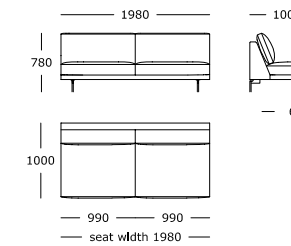
Module 12
2.5 seater, medium, right arm



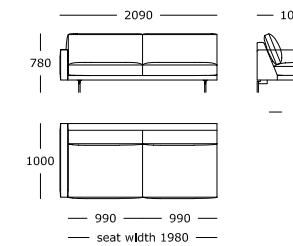
Module 13
2.5 seater, large



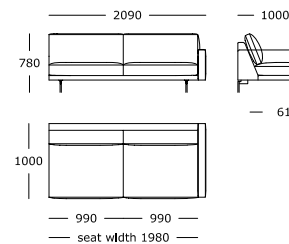
Module 14
2.5 seater, centre



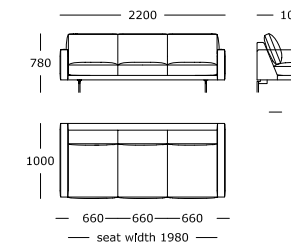
Module 15
2.5 seater, large, left arm



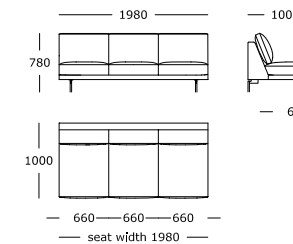
Module 16
2.5 seater, large, right arm



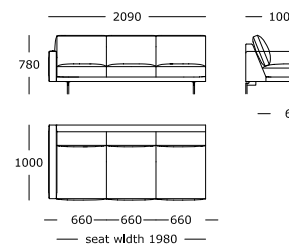
Module 17
2.5 seater, large



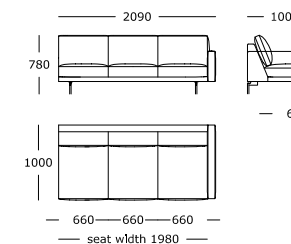
Module 18
2.5 seater, large, centre



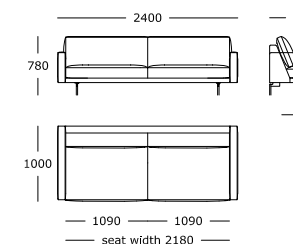
Module 19
2.5 seater, large, left arm



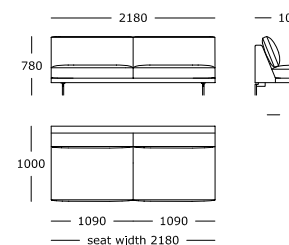
Module 20
2.5 seater, large, right arm



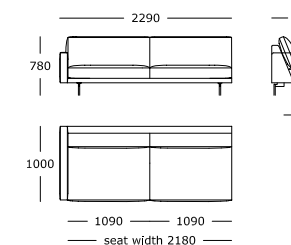
Module 21
3 seater



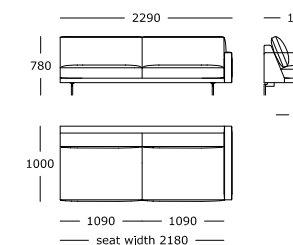
Module 22
3 seater, centre

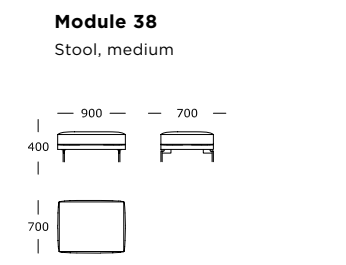
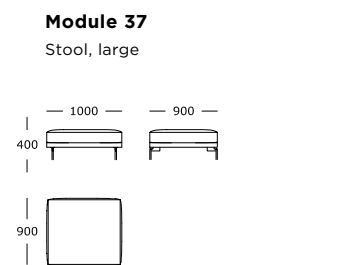
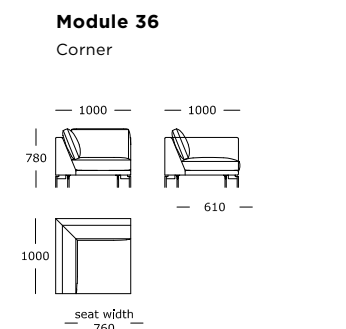
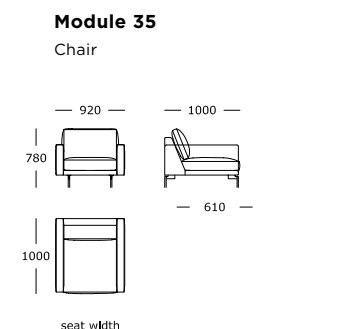
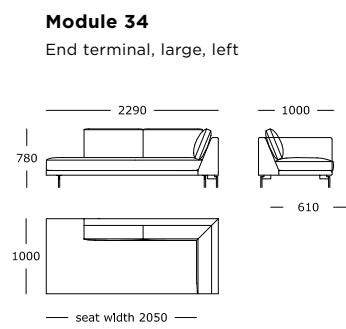
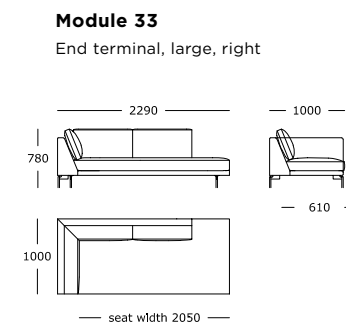
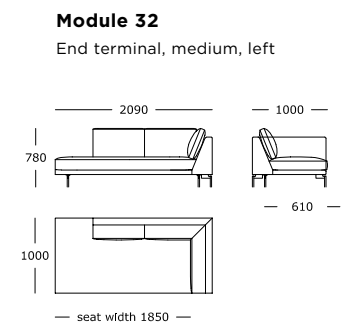
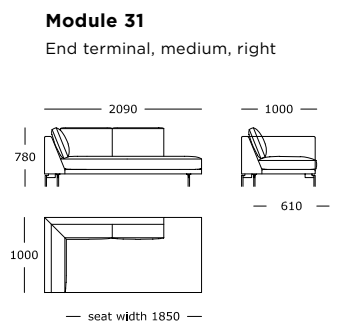
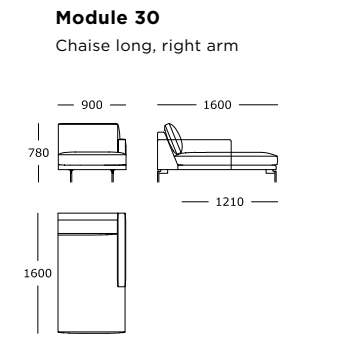
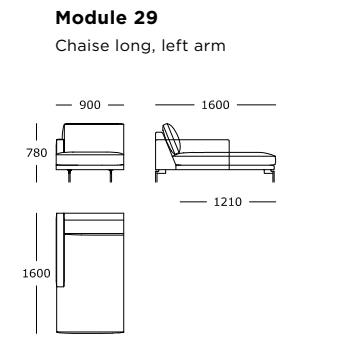
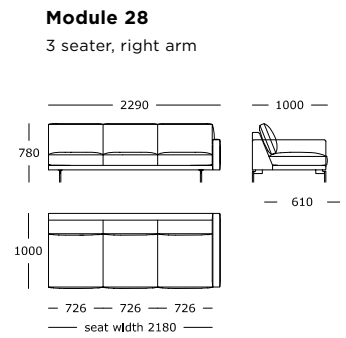
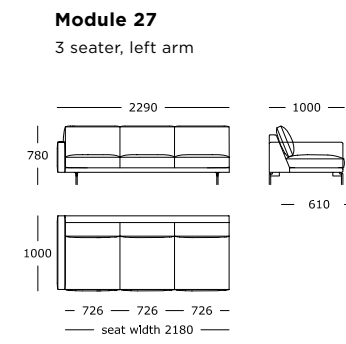
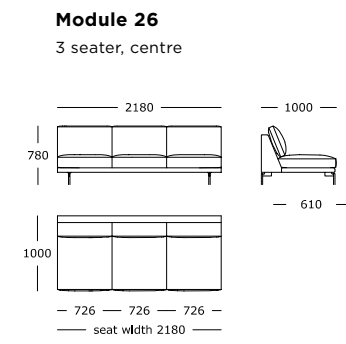
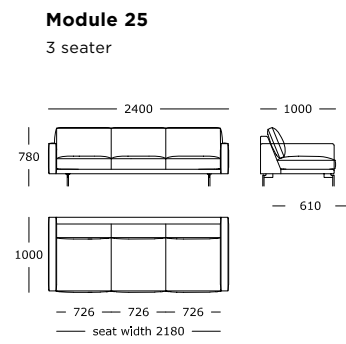


Module 23
3 seater, left arm



Module 24
3 seater, right arm






Edge V2 /

LEGS

Black powder-coated steel
Dark brown powder-coated steel
Brushed stainless steel



STRUCTURE INTERIOR

Frame made of solid wood and MDF
with nozag spring system

STRUCTURE PADDING

High-resilient, variable density, polyurethane foam

SEAT CUSHION

High-resilient, polyurethane seat cushion with a wrap of fibre-fill

BACK CUSHION

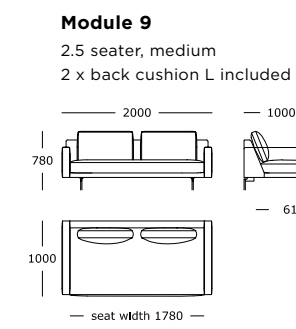
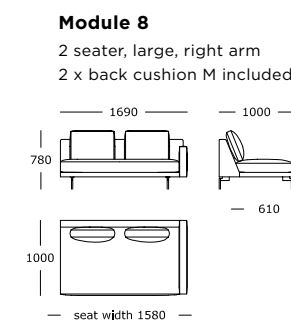
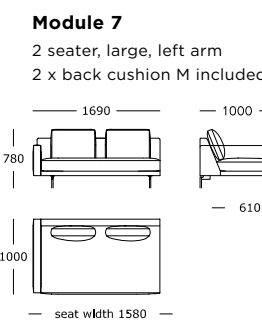
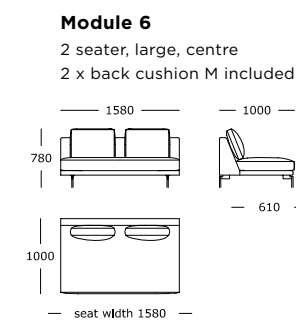
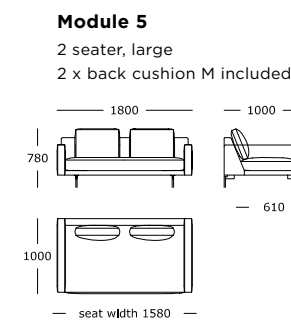
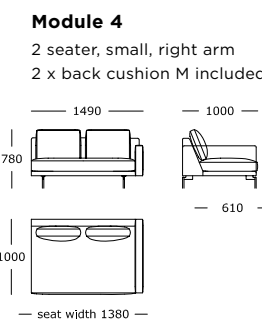
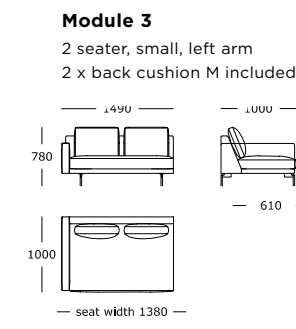
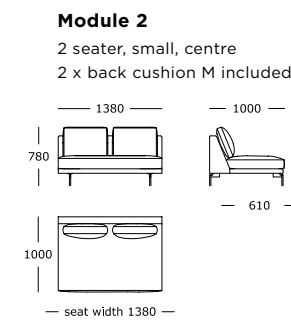
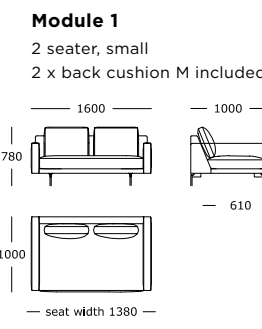
Down/feathers and ball fibres in a down-proof cambric divided into channels.

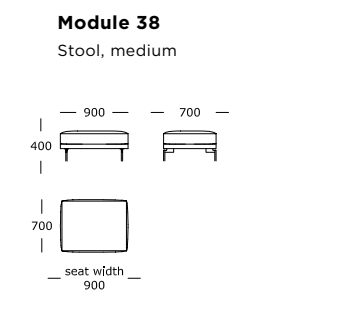
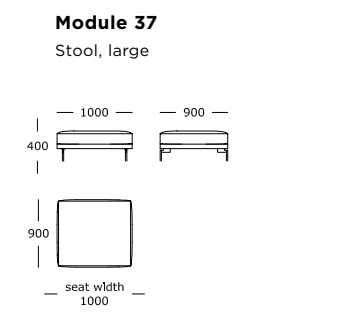
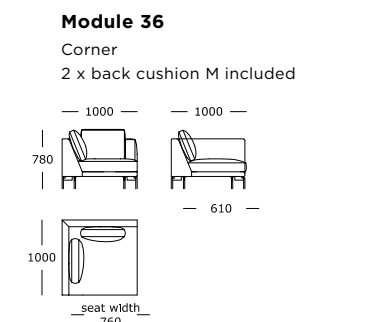
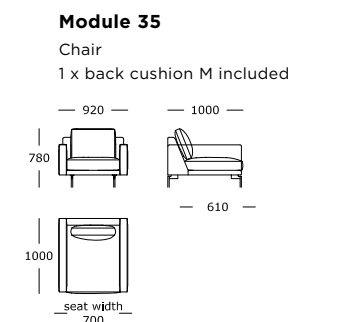
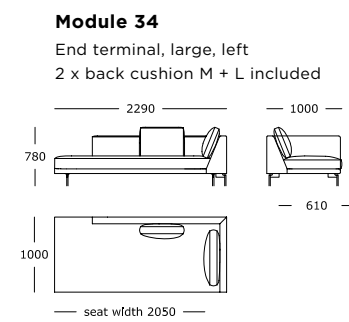
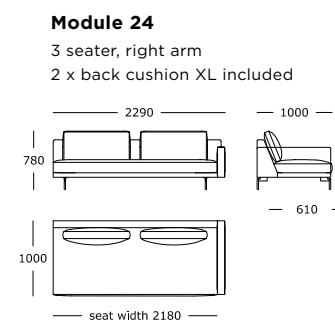
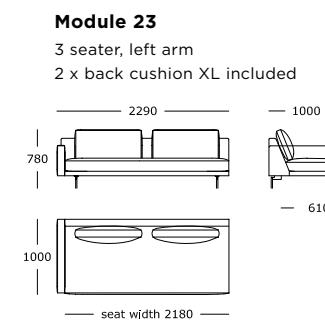
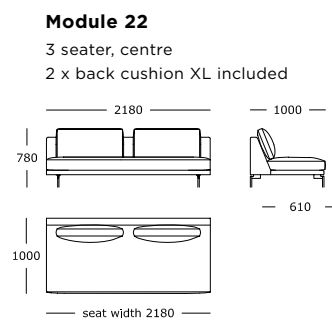
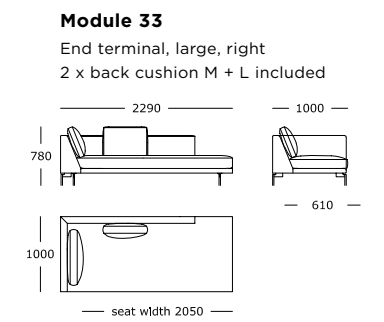
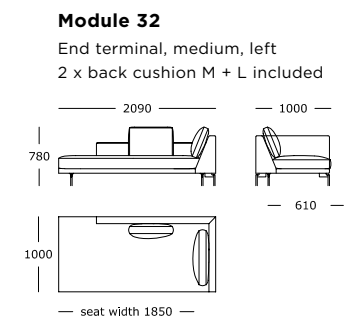
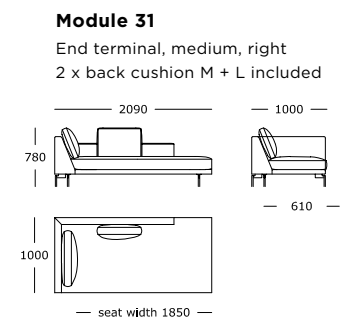
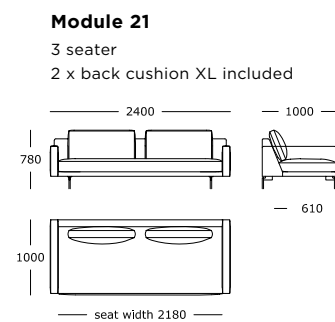
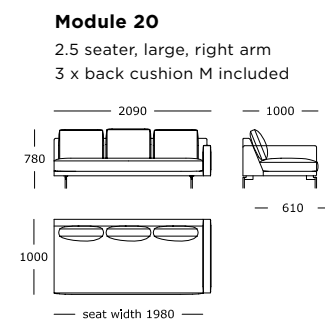
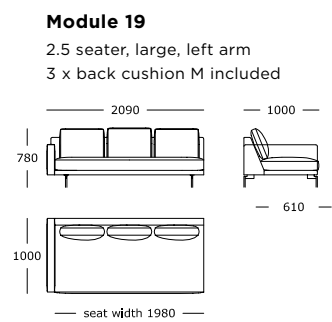
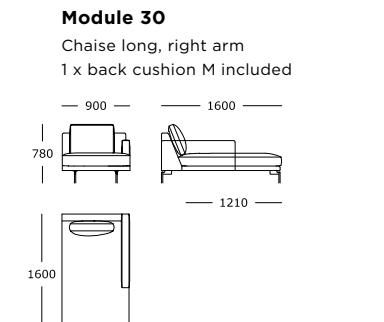
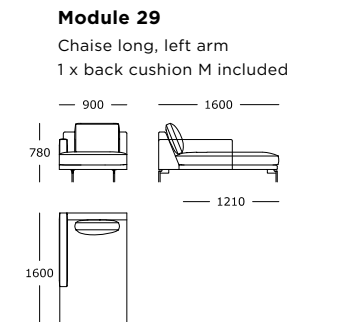
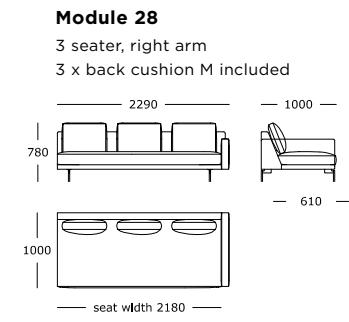
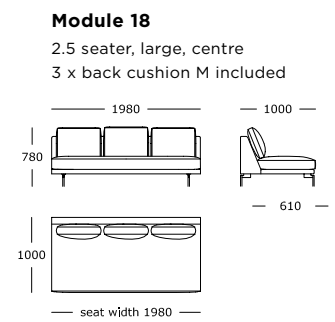
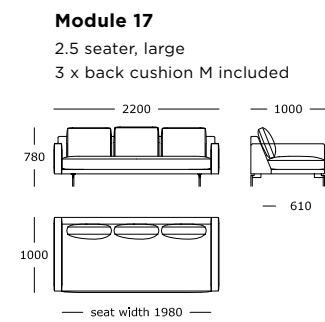
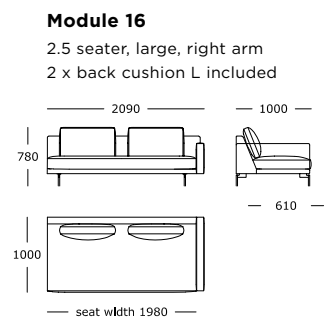
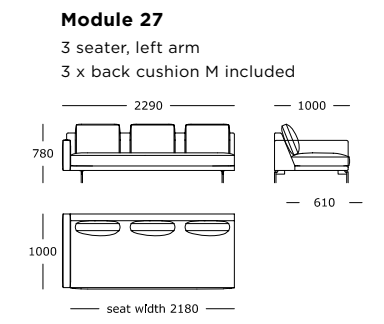
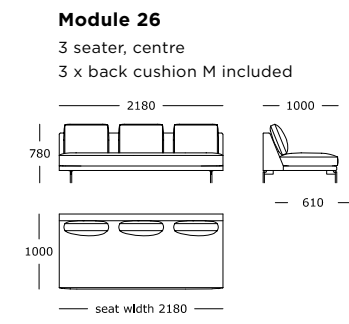
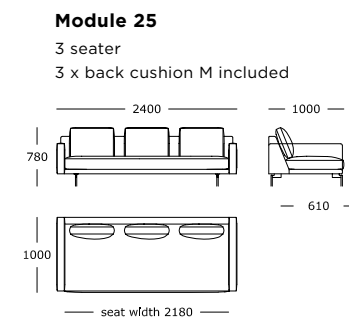
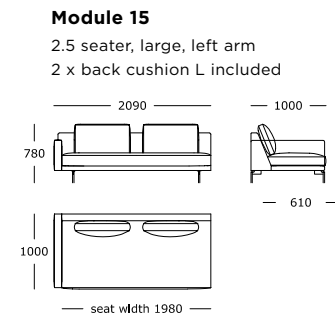
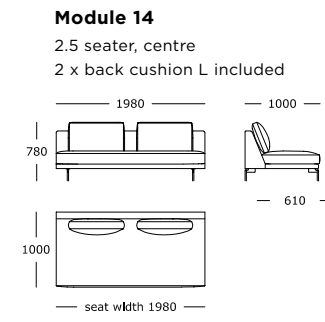
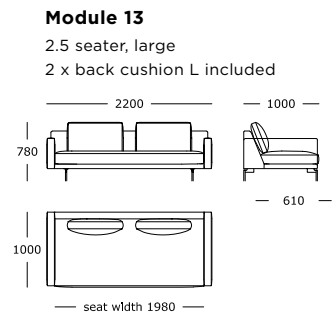
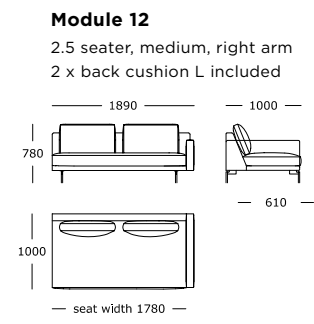
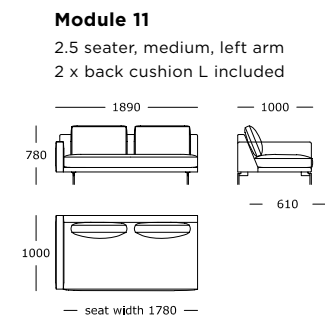
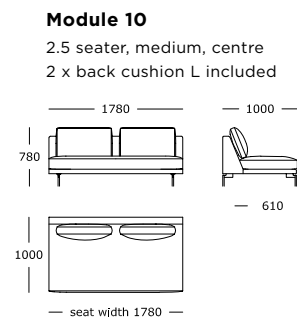
COVER

Loose

MAINTENANCE

Loose back cushions, or filling with down and feathers, should be patted down regularly to maintain their shape. Cushions and scatters should be shaken and fluffed up regularly to maintain their shape. To ensure the longevity of your product, please follow our care and maintenance guides. All guides can be downloaded at wendelbo.com/care





Hang /

LEGS

Black powder-coated steel



STRUCTURE INTERIOR

Frame made of solid wood and MDF with nozag spring system

STRUCTURE PADDING

High-resilient, variable density, polyurethane foam

SEAT AND BACK

High-resilient, variable density, polyurethane foam with a wrap of 100% down/feathers in a downproof cambric divided into channels

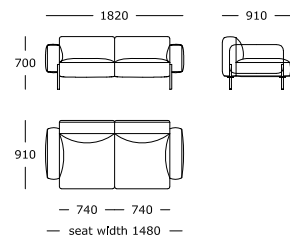
COVER

Fixed

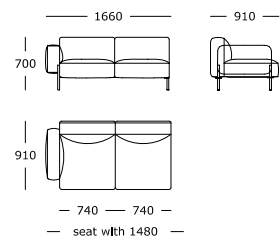
MAINTENANCE

To ensure the longevity of your product, please follow our care and maintenance guides. All guides can be downloaded at wendelbo.com/care

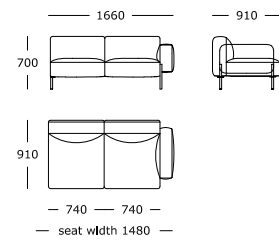
Module 1
2 seater



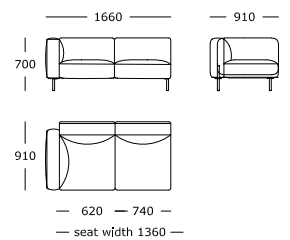
Module 2
2 seater, left arm



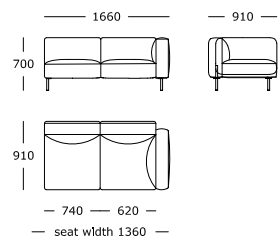
Module 3
2 seater, right arm



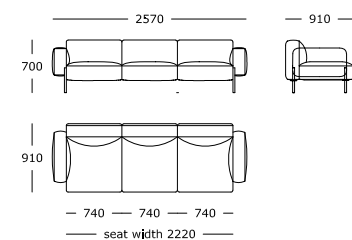
Module 4
2 seater, left corner



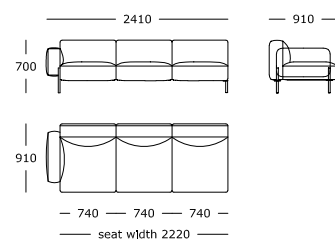
Module 5
2 seater, right corner



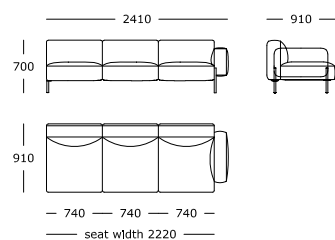
Module 6
3 seater



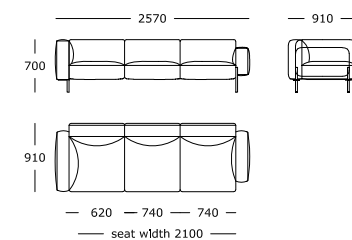
Module 7
3 seater, left arm



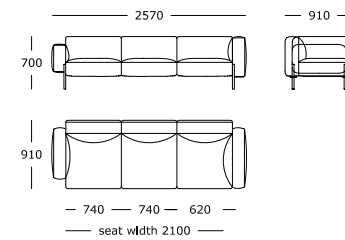
Module 8
3 seater, right arm



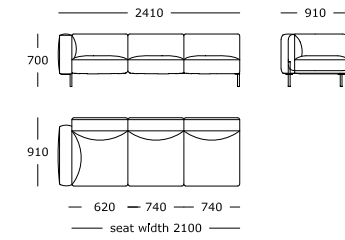
Module 9
3 seater, left corner



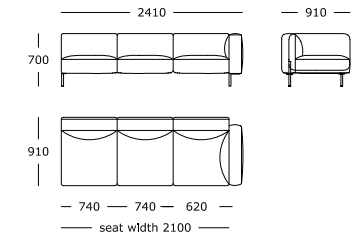
Module 10
3 seater, right corner



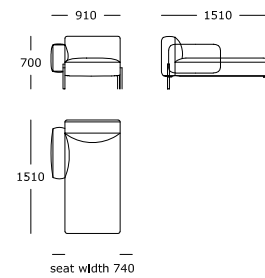
Module 11
3 seater, left corner



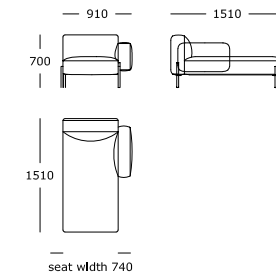
Module 12
3 seater, right corner



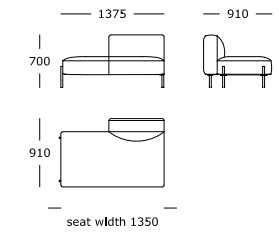
Module 13
Chaise long, left



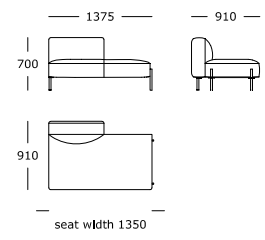
Module 14
Chaise long, right



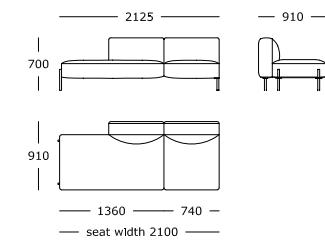
Module 15
1 seater, end terminal, left



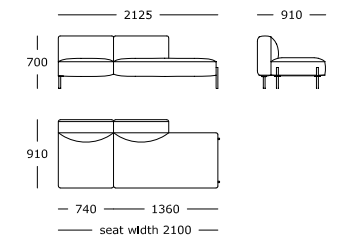
Module 16
1 seater, end terminal, right



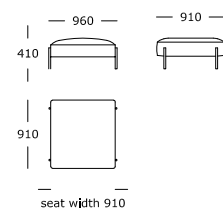
Module 17
2 seater, end terminal, left



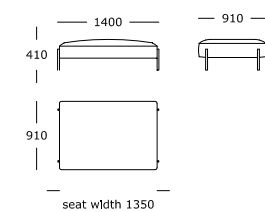
Module 18
2 seater, end terminal, right



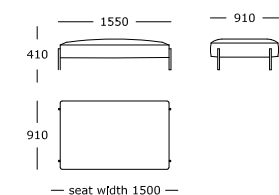
Module 19
Small stool



Module 20
Medium stool




Module 21
Large stool



Kite /

LEGS

Solid oak
Black stained or dark brown stained



STRUCTURE INTERIOR

Frame made of solid wood, MDF and steel with webbing spring system

STRUCTURE PADDING

High-resilient, variable density, polyurethane foam with dacron padding

COVER

Removable back, seat and side cover.
Frame is fixed.

STANDARD VERSION

Seat cushion: High-resilient, variable density, polyurethane foam with 50/50 feathers and ball fibre top in a downproof cambric divided into channels

Back cushion: 50/50 feathers and ball fibre top in a downproof cambric divided into channels

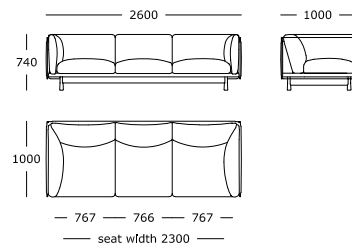
CONTRACT VERSION

Seat and back cushion: High-resilient foam with dacron padding
Same price as standard version

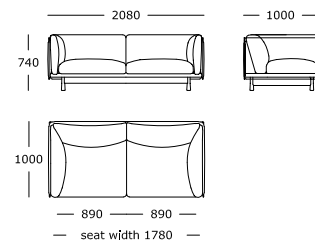
MAINTENANCE

Loose seat- and back cushions, or filling with down and feathers, should be patted down regularly to maintain their shape. Cushions and scatters should be shaken and fluffed up regularly to maintain their shape. To ensure the longevity of your product, please follow our care and maintenance guides. All guides can be downloaded at wendelbo.com/care

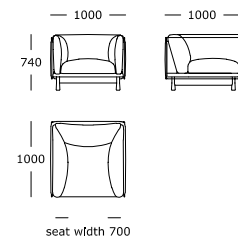
Module 1
3 seater



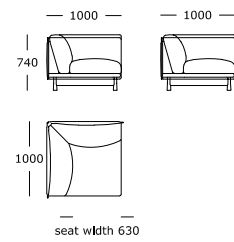
Module 2
2 seater



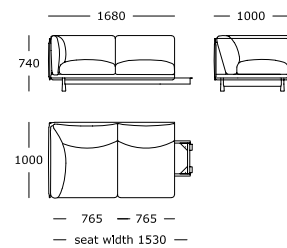
Module 3
Chair



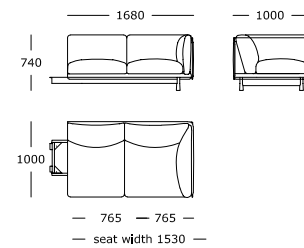
Module 4
Corner



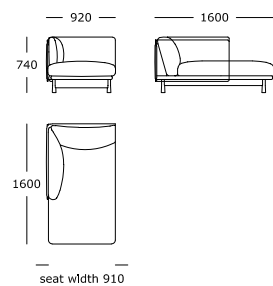
Module 5
Side module, left arm



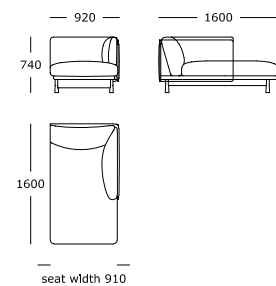
Module 6
Side module, right arm



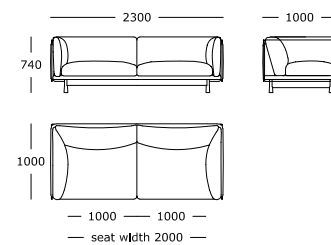
Module 7
Chaise long, left arm



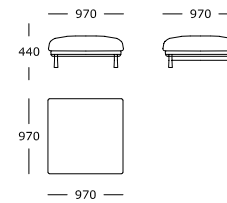
Module 8
Chaise long, right arm



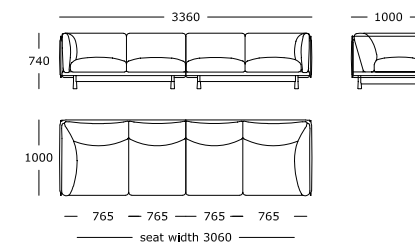
Module 9
2.5 seater



Module 10
Stool




Module 11
4 seater



Kite High Back /

LEGS

Solid oak
Black stained
Dark brown stained



STRUCTURE INTERIOR

Frame made of solid wood, MDF and steel with webbing spring system

STRUCTURE PADDING

High-resilient, polyurethane foam

SEAT CUSHION

High-resilient, polyurethane foam with dacron padding

BACK CUSHION

High-resilient, polyurethane foam with dacron padding

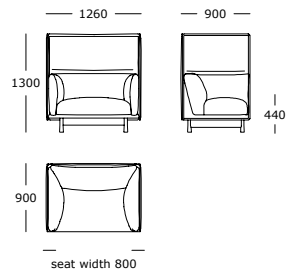
COVER

Removable back and seat cushion cover. Cushion side cover is not removable

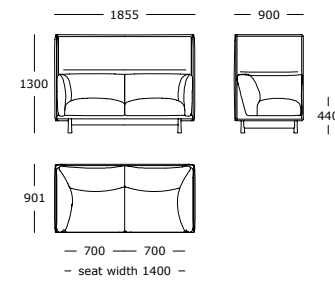
MAINTENANCE

To ensure the longevity of your product, please follow our care and maintenance guides. All guides can be downloaded at wendelbo.com/care

1.5 seater



2 seater



Lilin /

LEGS

Black powder-coated steel legs



STRUCTURE INTERIOR

Frame made of solid wood and MDF with nozag spring system

STRUCTURE PADDING

High-resilient, variable density, polyurethane foam

BACK

High-resilient, variable density, polyurethane foam

SEAT

High-resilient, variable density, polyurethane foam

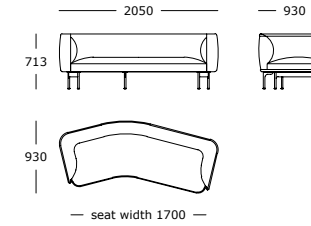
COVER

Fixed

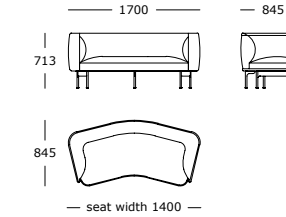
MAINTENANCE

To ensure the longevity of your product, please follow our care and maintenance guides. All guides can be downloaded at wendelbo.com/care

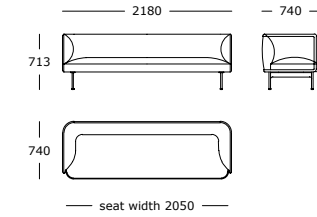
2.5 seater | Curved



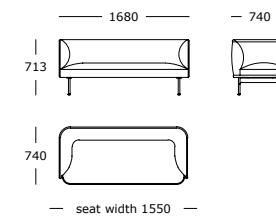
2 seater | Curved



3 seater | Straight



2 seater | Straight



Lobby /

LEGS

Black stained wood

STRUCTURE INTERIOR

Frame made of solid wood and MDF with nozag spring system

BACK

High-resilient, variable density, polyurethane foam. Cover of fibre-fill on top

SEAT

High-resilient, variable density, polyurethane foam. Cover of fibre-fill on top

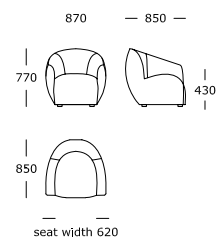
COVER

Fixed

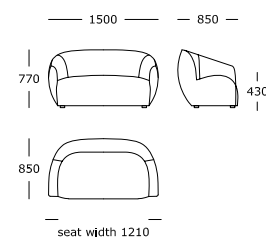
MAINTENANCE

To ensure the longevity of your product, please follow our care and maintenance guides. All guides can be downloaded at wendelbo.com/care

Chair



2 seater



Maho /

LEGS

Black powder-coated steel legs



STRUCTURE INTERIOR

Frame made of solid wood and MDF with nozag spring system

STRUCTURE PADDING

High-resilient, variable density, polyurethane foam

BACK CUSHION

Back cushion 100% down/feathers

SEAT CUSHION

High-resilient, polyurethane seat cushion with a wrap of down/feathers and ball fibres in a downproof cambric divided into channels.

COVER

Loose

TRAY

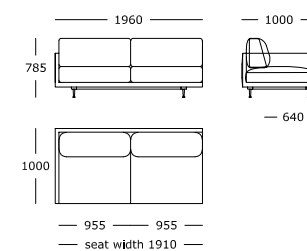
Made of plywood with walnut veneer with Grey Emperador marble top

MAINTENANCE

Loose seat- and back cushions, or filling with down and feathers, should be patted down regularly to maintain their shape. Cushions and scatters should be shaken and fluffed up regularly to maintain their shape. To ensure the longevity of your product, please follow our care and maintenance guides. All guides can be downloaded at wendelbo.com/care

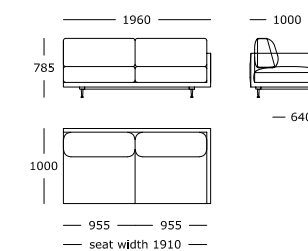
Module 1

2 seater, side, left arm



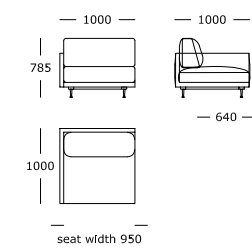
Module 2

2 seater, side, right arm



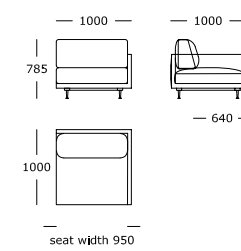
Module 3

1 seater, side, left arm



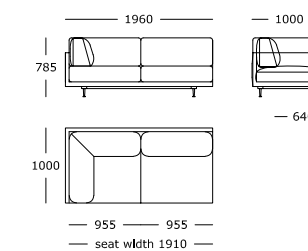
Module 4

1 seater, side, left arm



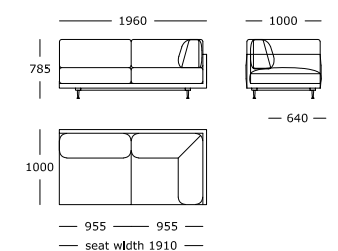
Module 5

2 seater, side/corner, right arm



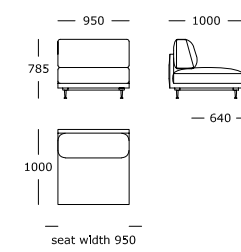
Module 6

2 seater, side/corner, right arm



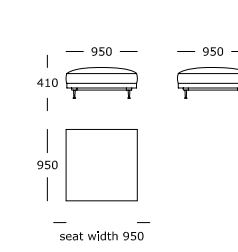
Module 7

Centre



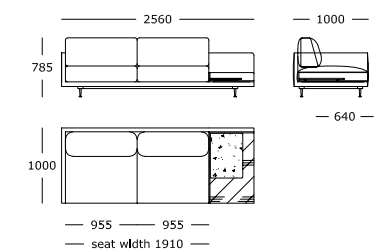
Module 8

Stool



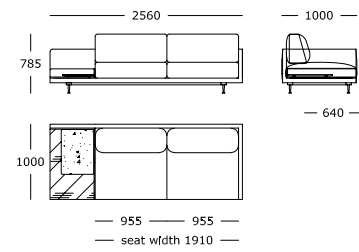
Module 9

2 seater, left arm, right tray-marble top



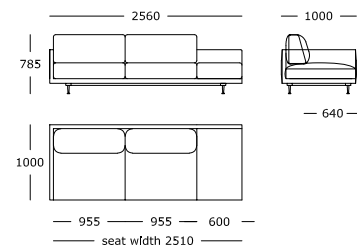
Module 10

2 seater, right arm, left tray-marble top



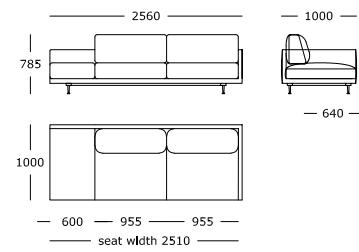
Module 11

2.5 seater, left arm, side seat cushion



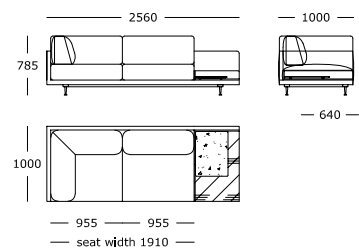
Module 12

2.5 seater, right arm, side seat cushion



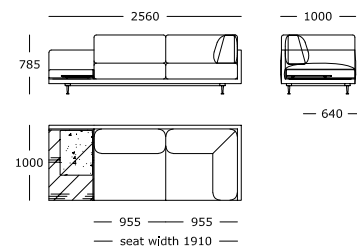
Module 13

2 seater, side/corner, left arm, tray/top



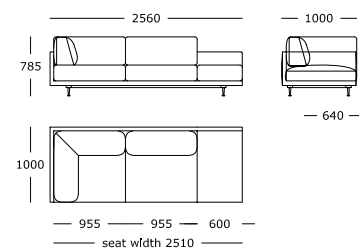
Module 14

2 seater, side/corner, right arm, tray/top



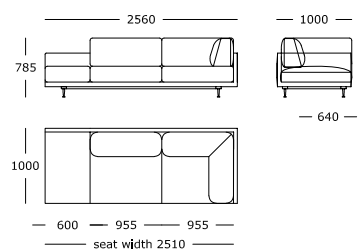
Module 15

2.5 seater, side/corner, left arm



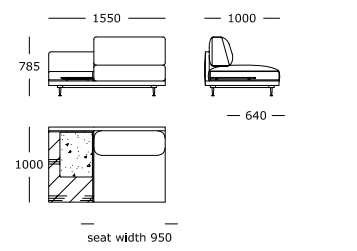
Module 16

2.5 seater, side/corner, right arm



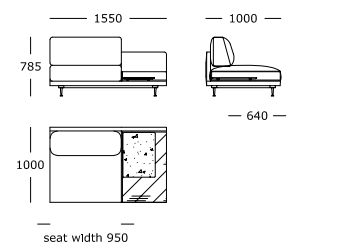
Module 17

1 seater, wooden tray/marble top



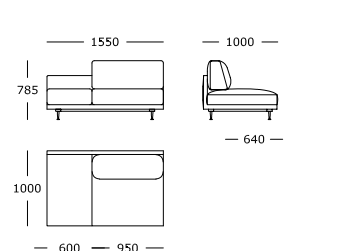
Module 18

1 seater, wooden tray/marble top



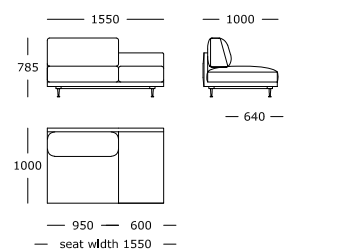
Module 19

1.5 seater, side seat cushion



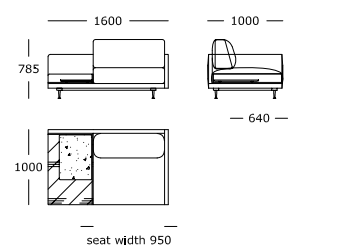
Module 20

1.5 seater, side seat cushion



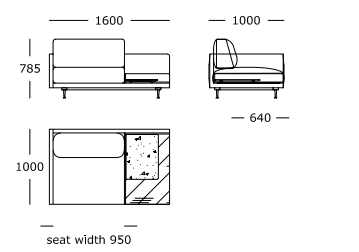
Module 21

1 seater, wooden tray/marble top, right arm



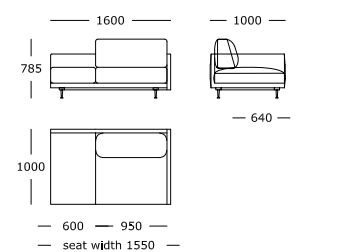
Module 22

1.5 seater, wooden tray/marble top, left arm



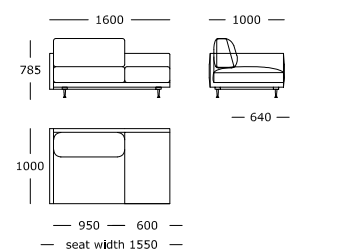
Module 23

1.5 seater, side seat cushion, right arm



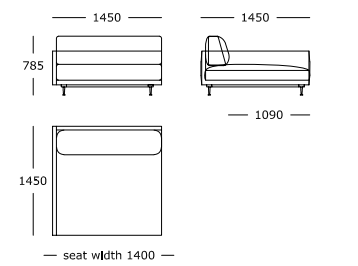
Module 24

1.5 seater, side seat cushion, left arm



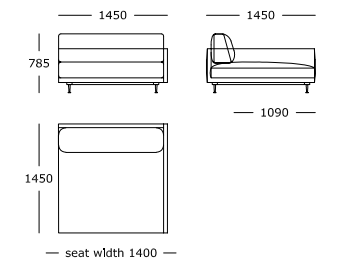
Module 25

Chaise long, left arm



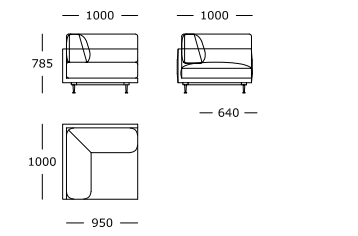
Module 26

Chaise long, right arm



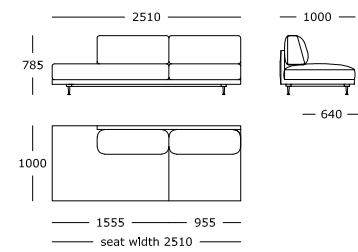
Module 27

Corner



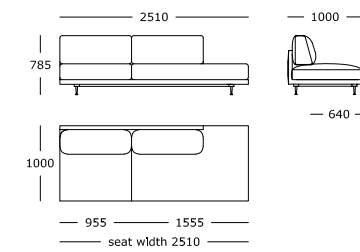
Module 28

One sided long, open left end



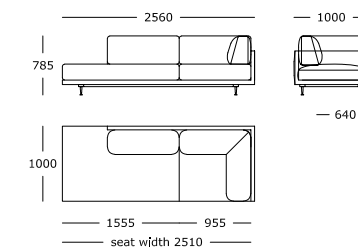
Module 29

One sided long, open right end



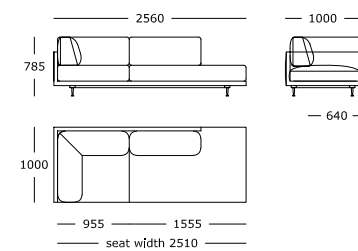
Module 30

Corner side long, open right arm



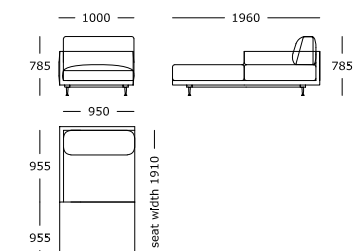
Module 31

2.5 seater, side/corner, right arm



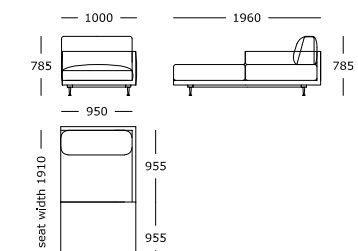
Module 32

Chaise, left arm



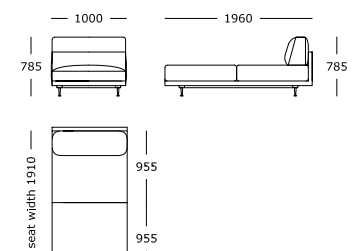
Module 33

Chaise, right arm



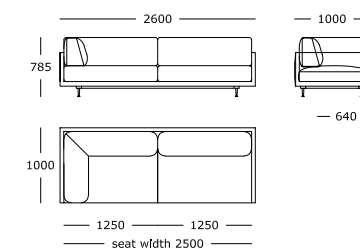
Module 34

Chaise, no arms



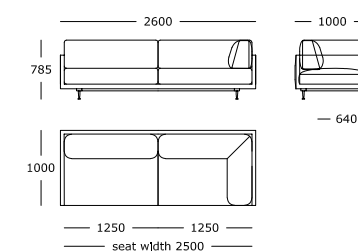
Module 35

3 seater, corner cushion left



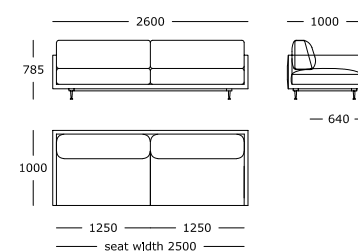
Module 36

3 seater, corner cushion right



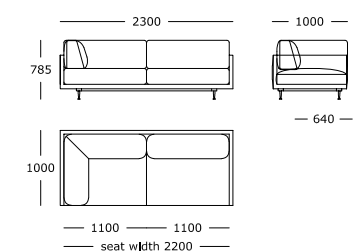
Module 37

3 seater



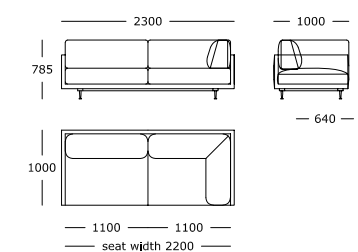
Module 38

2.5 seater, corner cushion left

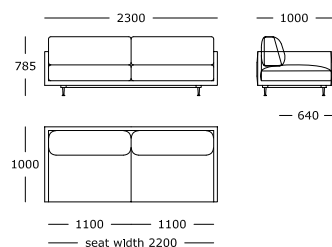


Module 39

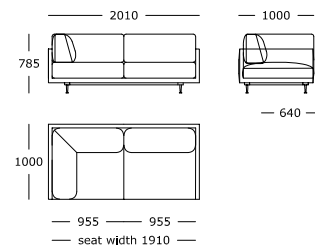
2.5 seater, corner cushion right



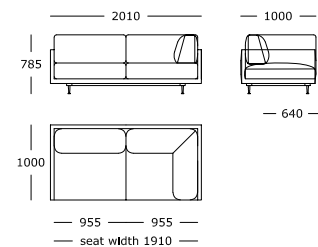
Module 40
2.5 seater



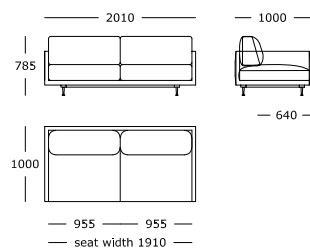
Module 41
2 seater, corner cushion left



Module 42
2 seater, corner cushion right



Module 43
2 seater



Montholon /

BASE

Black stained solid oak

STRUCTURE INTERIOR

Solid wood and plywood

STRUCTURE PADDING

High-resilient, poluyurethane foam

SEAT

High-resilient, variable density, poluyurethane foam

BACK

High-resilient, variable density, poluyurethane foam with dacron padding

COVER

Fixed

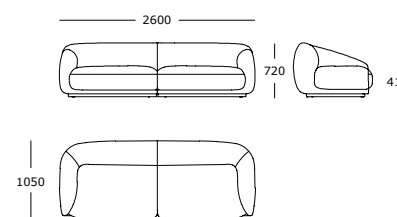
MAINTENANCE

To ensure the longevity of your product, please follow our care and maintenance guides. All guides can be downloaded at wendelbo.com/care

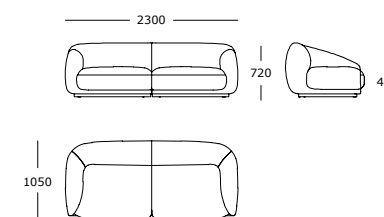
WARRANTY

5 years

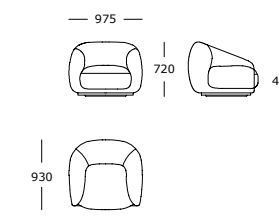
Sofa | 3 seater / 2 sections



Sofa | 2.5 seater / 2 sections



Chair | Swivel with return



Panorama /

LEGS

Black stained solid oak

STRUCTURE INTERIOR

Frame made of solid wood and MDF with webbing spring system

STRUCTURE PADDING

High-resilient, variable density, polyurethane foam with dacron padding

SEAT

High-resilient, variable density, polyurethane foam with dacron padding

BACK

High-resilient, variable density, polyurethane foam with dacron padding

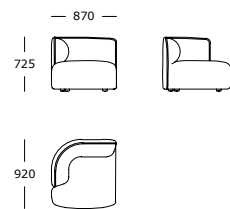
COVER

Fixed

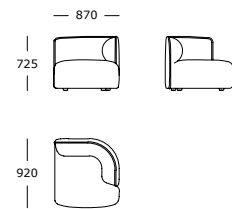
MAINTENANCE

To ensure the longevity of your product, please follow our care and maintenance guides. All guides can be downloaded at wendelbo.com/care

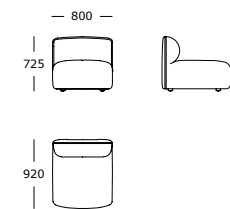
Module 1
1 seater, side left



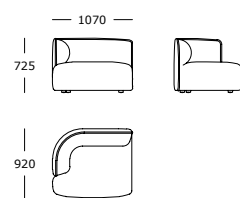
Module 2
1 seater, side right



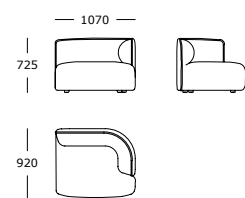
Module 3
1 seater, centre



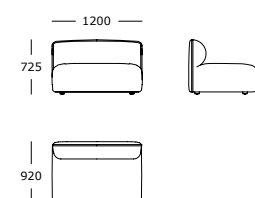
Module 4
Large 1 seater, side left



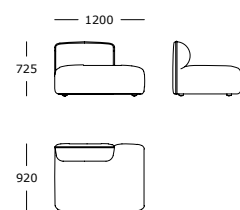
Module 5
Large 1 seater, side right



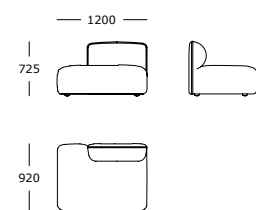
Module 6
1.5 seater, centre



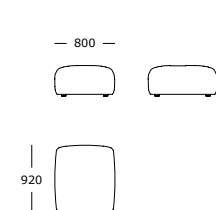
Module 7
1.5 seater, open end right



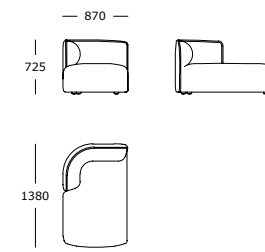
Module 8
1.5 seater, open end left



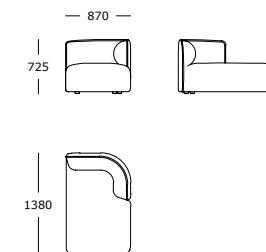
Module 9
1 seater, centre no back



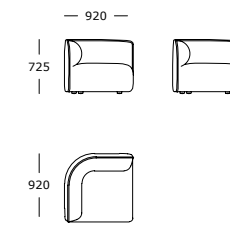
Module 10
Chaise long, left



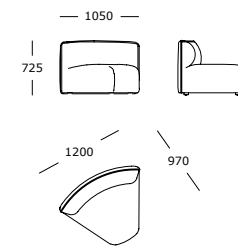
Module 11
Chaise long, right



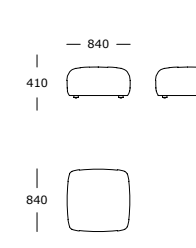
Module 12
Corner, 90 degree



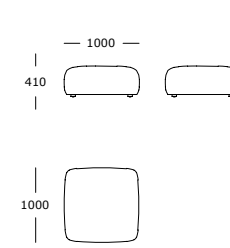
Module 13
Corner, 60 degree



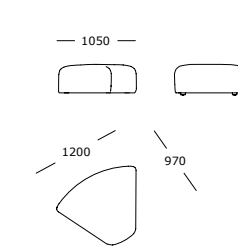
Module 14
Small pouf



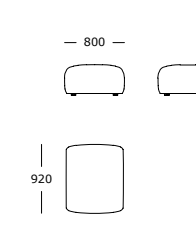
Module 15
Large pouf



Module 16
Corner, 60 degree, no back



Module 17
1 seater, centre
Curved front and back



Panorama Dine /

LEGS

Black stained solid oak

STRUCTURE INTERIOR

Frame made of solid wood and MDF with webbing spring system

STRUCTURE PADDING

High-resilient, variable density, polyurethane foam with dacron padding

SEAT

High-resilient, variable density, polyurethane foam with dacron padding

BACK

High-resilient, variable density, polyurethane foam with dacron padding

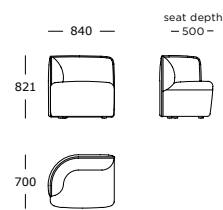
COVER

Fixed

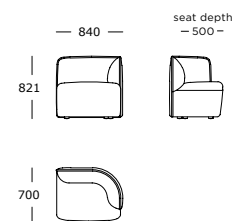
MAINTENANCE

To ensure the longevity of your product, please follow our care and maintenance guides. All guides can be downloaded at wendelbo.com/care

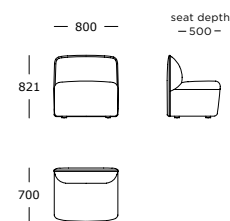
Module 1
1 seater, side left



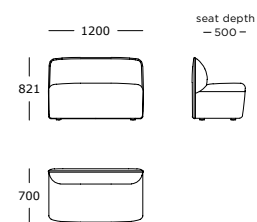
Module 2
1 seater, side right



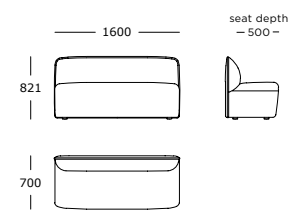
Module 3
1 seater, centre



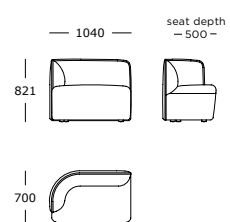
Module 4
1.5 seater, centre



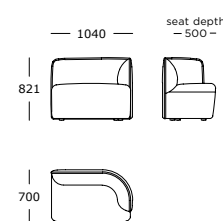
Module 5
2 seater, centre



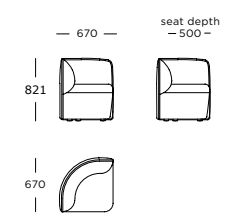
Module 6
1.5 seater, left arm



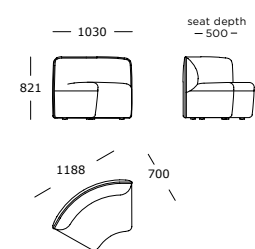
Module 7
1.5 seater, right arm



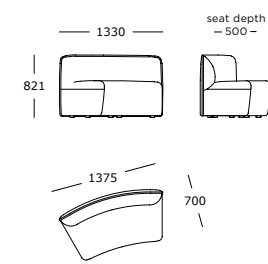
Module 8
Corner, 90 degree



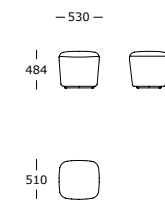
Module 9
Corner, 60 degree



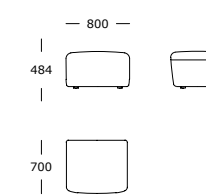
Module 10
Corner, 30 degree



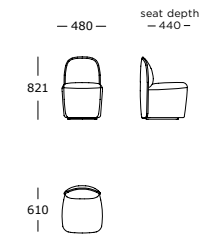
Compact pouf



Module 11
1 seater, no back



Compact chair



Pontone /

LEGS

Black stained solid wood

STRUCTURE INTERIOR

Frame made of solid wood and MDF with nozag spring system

SEAT

High-resilient, variable density, polyurethane foam with a cover of down/feathers and ball fibres in a downproof cambric divided into channels

BACK

Down/feathers and ball fibres in a downproof cambric divided into channels

BACK CUSHION

100% down/feathers

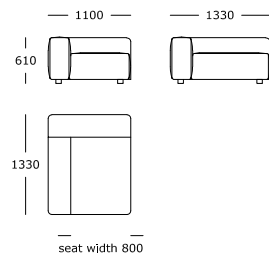
COVER

Loose

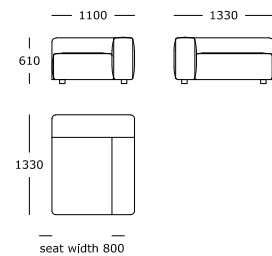
MAINTENANCE

Loose seat- and back cushions, or filling with down and feathers, should be patted down regularly to maintain their shape. Cushions and scatters should be shaken and fluffed up regularly to maintain their shape. To ensure the longevity of your product, please follow our care and maintenance guides. All guides can be downloaded at wendelbo.com/care

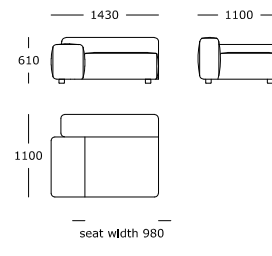
Module 1
Small, high arm, left XL



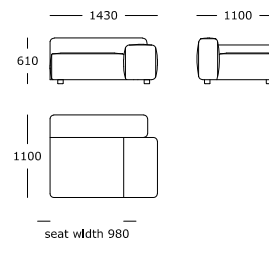
Module 2
Small, high arm, right XL



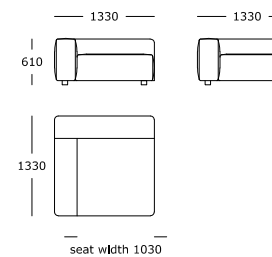
Module 3
Small, low arm, left L



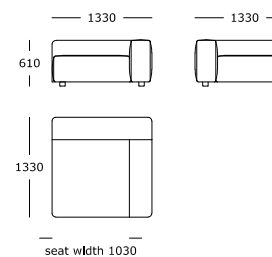
Module 4
Small, low arm, right L



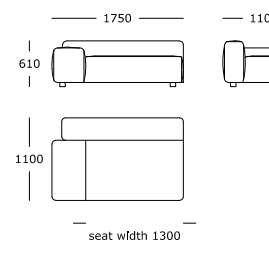
Module 5
Medium, high arm, left XL



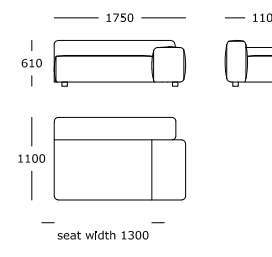
Module 6
Medium, high arm, right XL



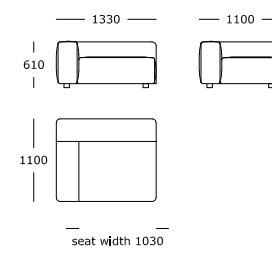
Module 7
Medium, low arm, left L



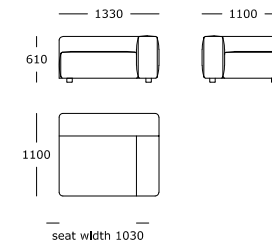
Module 8
Medium, low arm, right L



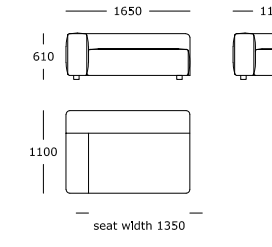
Module 9
Medium, high arm, left L



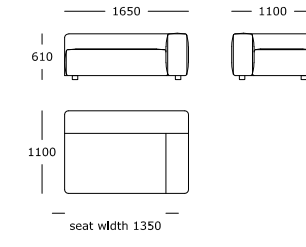
Module 10
Medium, high arm, right L



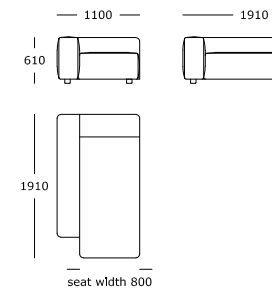
Module 11
Large, high arm, left L



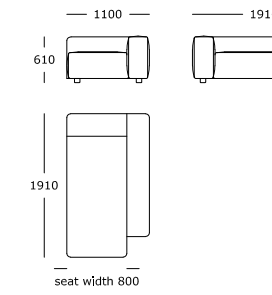
Module 12
Large, high arm, right L



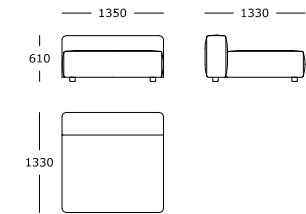
Module 13
Terminal, high arm, left



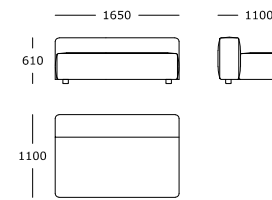
Module 14
Terminal, high arm, right



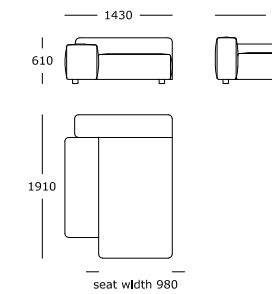
Module 15
Centre, XL



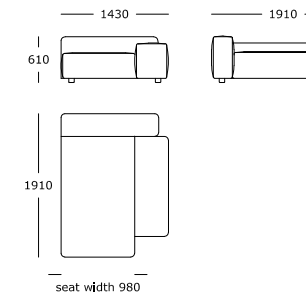
Module 16
Centre



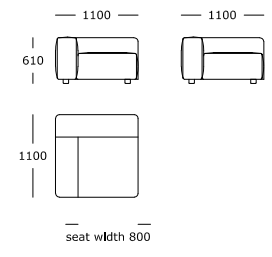
Module 17
Terminal, low arm, left



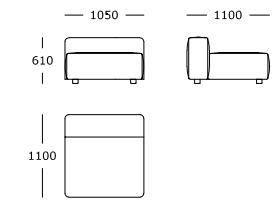
Module 18
Terminal, low arm, right



Module 19
Side/corner module left



Module 20
Centre



High arm

Low arm



Sepal /

LEGS

Black powder-coated steel



STRUCTURE INTERIOR

Frame made of solid wood and MDF with elastic webbing and high-density foam profiles on top

STRUCTURE PADDING

High-resilient, variable density, polyurethane foam

BACK

High-resilient, variable density, polyurethane foam. Wrap of fibre-fill on top

SEAT

High-resilient, variable density, polyurethane foam. Wrap of fibre-fill on top

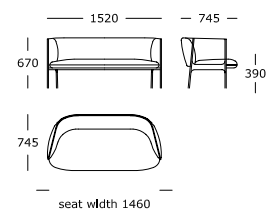
COVER

Fixed

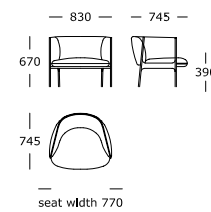
MAINTENANCE

To ensure the longevity of your product, please follow our care and maintenance guides. All guides can be downloaded at wendelbo.com/care

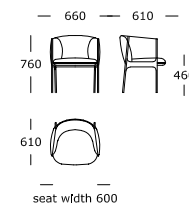
2 seater



Lounge chair



Dining chair



Surface /

LEGS

Black powder-coated steel

STRUCTURE INTERIOR

Frame made of solid wood and MDF with nozag spring system

STRUCTURE PADDING

High-resilient, variable density, polyurethane foam with dacron padding

SEAT CUSHION

High-resilient polyurethane foam with 100% down/feathers top in downproof cambric divided into channels

BACK CUSHION

100% down/feathers top in downproof cambric divided into channels

COVER

Removable back and seat cushions

TRAY

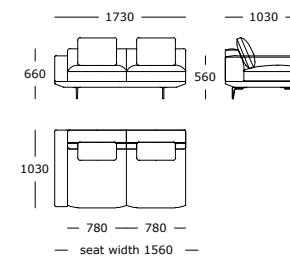
Black stained oak

MAINTENANCE

Loose seat- and back cushions, or filling with down and feathers, should be patted down regularly to maintain their shape. Cushions and scatters should be shaken and fluffed up regularly to maintain their shape. To ensure the longevity of your product, please follow our care and maintenance guides. All guides can be downloaded at wendelbo.com/care

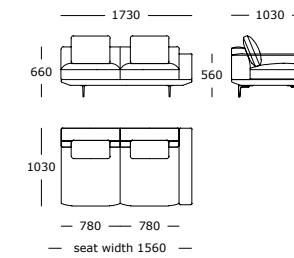
Module 1

2 seater, narrow left arm



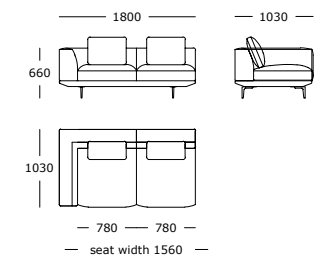
Module 2

2 seater, narrow right arm



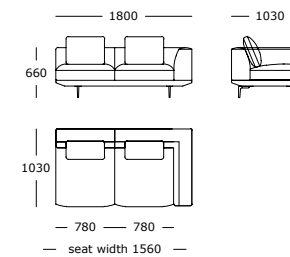
Module 3

2 seater, back left



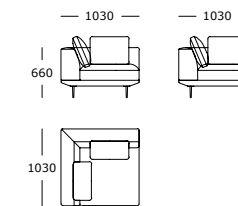
Module 4

2 seater, back right



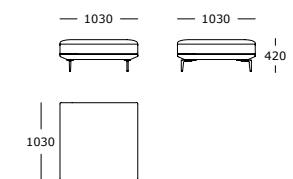
Module 5

Corner



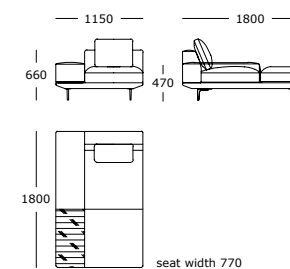
Module 6

Stool



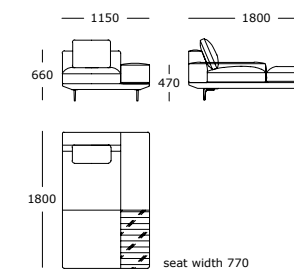
Module 7

Chaise wide arm, left wooden tray



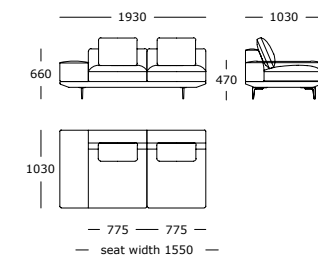
Module 8

Chaise wide arm, right wooden tray

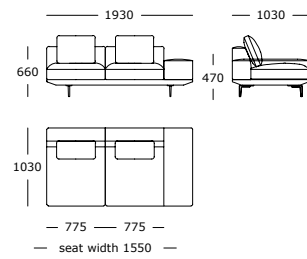


Module 9

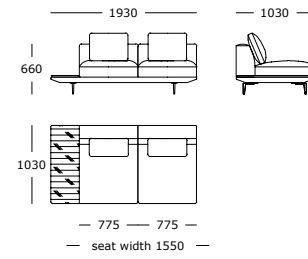
2 seater, wide left arm



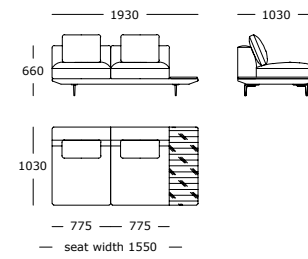
Module 10
2 seater, wide right arm



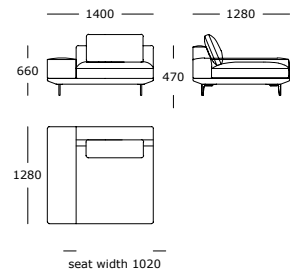
Module 11
2 seater, wooden tray left



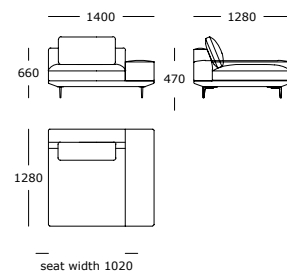
Module 12
2 seater, wooden tray right



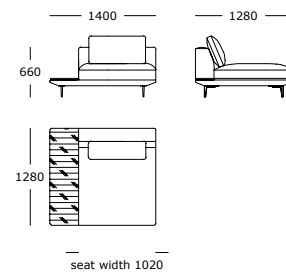
Module 13
1 seater, wide left arm



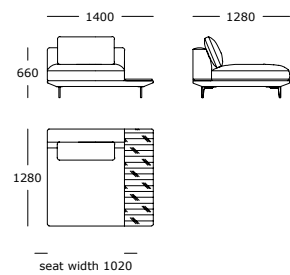
Module 14
1 seater, wide right arm



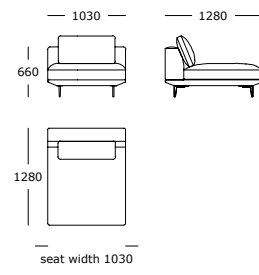
Module 15
1 seater, wooden tray left



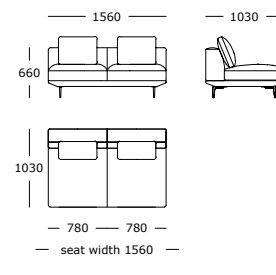
Module 16
1 seater, wooden tray right



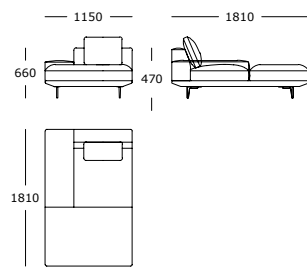
Module 17
Centre XL



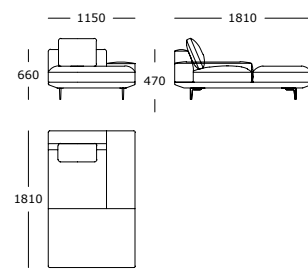
Module 18
2 seater, centre



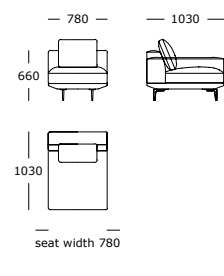
Module 19
Chaise, wide arm left



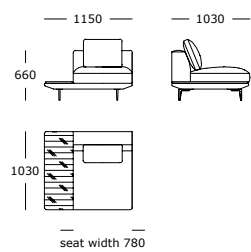
Module 20
Chaise, wide arm right



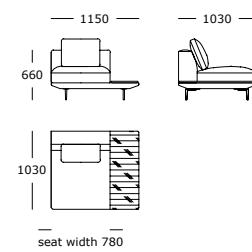
Module 21
Centre



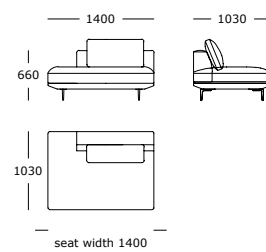
Module 22
1 seater, wooden tray left



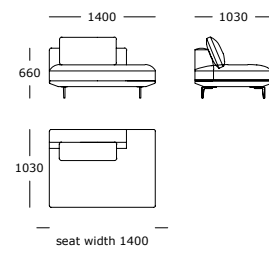
Module 23
1 seater, wooden tray right



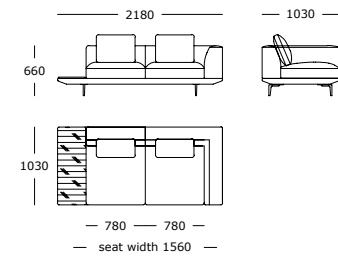
Module 24
1.5 seater, open end left



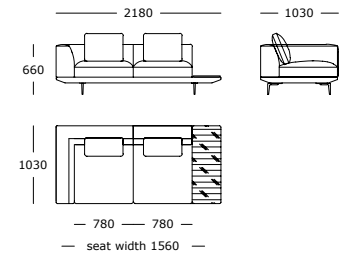
Module 25
1.5 seater, open end right



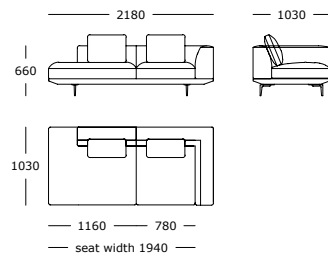
Module 26
2 seater/corner, back right, wooden tray left



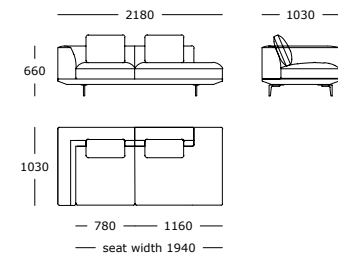
Module 27
2 seater/corner, back left, wooden tray right



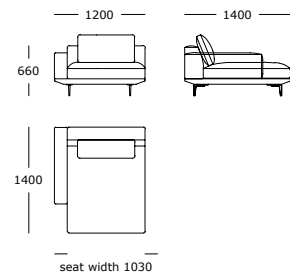
Module 28
2.5 seater, corner, open end left



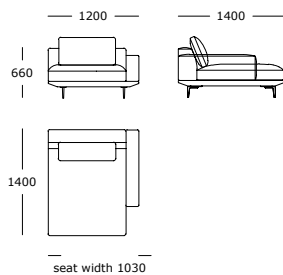
Module 29
2.5 seater, corner, open end right



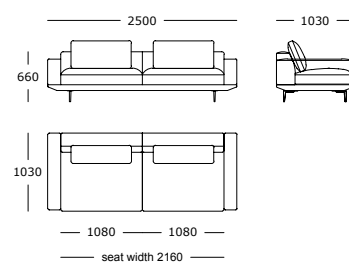
Module 30
1 seater, slim arm left



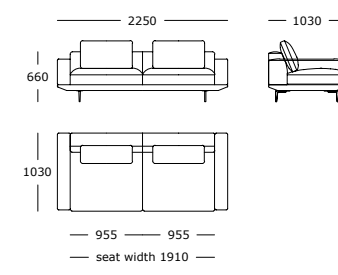
Module 31
1 seater, slim arm right



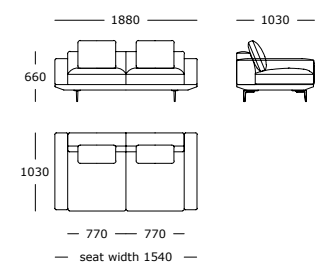
3 seater







2.5 seater



2 seater



-  **Slim tall arm**
H = 560 mm / W = 190 mm
-  **Wooden tray**
H = 240 mm / W = 360 mm
-  **Low wide arm**
H = 470 mm / W = 380 mm
-  **Normal back**
H = 660 mm / W = 270 mm

Trace /

LEGS

Black powder-coated steel



STRUCTURE INTERIOR

Frame made of solid wood, plywood and MDF with elastic webbing suspension.

STRUCTURE PADDING

High-resilient, variable density, polyurethane foam with dacron padding

COVER

Fixed

SEAT

High-resilient, variable density, polyurethane foam with 50/50 feather and ball fibre top in downproof cambric bag divided into channels

BACK CUSHION

50/50 feather and ball fibre top in downproof cambric bag divided into channels

CONTRACT VERSION

Seat and back cushion: High-resilient foam with dacron padding
Same price as standard version

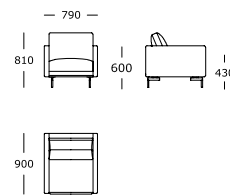
SCATTER CUSHIONS

Scatter cushions are not included

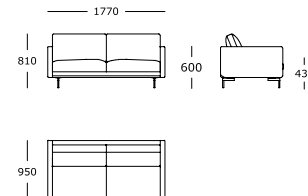
MAINTENANCE

To ensure the longevity of your product, please follow our care and maintenance guides. All guides can be downloaded at wendelbo.com/care

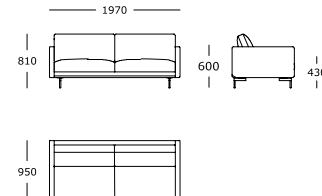
1 seater



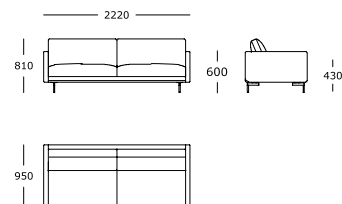
2 seater



2.5 seater



3 seater




Vista /

LEGS

Solid oak

Black stained

Dark brown stained



STRUCTURE INTERIOR

Frame made of solid wood and MDF with nozag spring system

STRUCTURE PADDING

High-resilient, variable density, polyurethane foam with dacron padding

SEAT

High-resilient, variable density, polyurethane foam with dacron padding

BACK

High-resilient, variable density, polyurethane foam with dacron padding

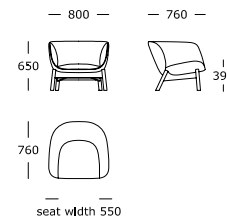
COVER

Fixed

MAINTENANCE

To ensure the longevity of your product, please follow our care and maintenance guides. All guides can be downloaded at wendelbo.com/care

Chair



Sofa

