

W




TABLE COLLECTION



Arc Table / Toan Nguyen  
Panorama Sofa / Jonas Wang  
Elba Rug / Wendelbo



## Step into the world of Wendelbo



Discover our array of side, coffee, occasional, and dining tables, each meticulously crafted to cater to diverse spaces and purposes. Whether arranged in pairs, clusters, or as solitaires, they allow you to create a harmonious landscape with captivating levels. Peruse these pages to uncover the ideal table that will elevate your interiors.



# Table of contents

<b>8</b>	Glyph
<b>12</b>	Floema
<b>16</b>	Arc
<b>20</b>	Coin
<b>24</b>	Notch
<b>28</b>	Collect
<b>34</b>	Calibre
<b>36</b>	Expose
<b>38</b>	Vector
<b>42</b>	Mate
<b>44</b>	Ovata
<b>48</b>	Poller
<b>50</b>	Circle
<b>52</b>	Root
<b>54</b>	Product index







## MANIFESTATION OF MATERIALS

Curated to  
complement one  
another while  
accentuating  
the handcrafted  
details of our  
designs

Our table collection is a manifestation of a rich tapestry of materials, meticulously curated to complement one another while accentuating the handcrafted details of our designs. From the subtle translucence of glasses to the warm golden glow of walnut, from the boldness of black-stained oak to the subdued hues of natural stone. Each element contributes to a cohesive and harmonious whole.

Root Table / 365 North



Glyph Occasional Table / Hoffmann Kahleiss Design  
Vista Chair / Anderssen & Voll  
Slice Tall Medium / 365 North  
Elba Rug / Wendelbo



# Glyph

Designed by Hoffmann Kahleiss Design

Available as an occasional table and an oval-shaped coffee table, symbolic, archaic references and a sculptural silhouette define the Glyph series, designed by the German studio, Hoffmann Kahleiss Design. A slightly translucent tabletop in black-tinted tempered glass appears to be floating while revealing the characteristic cross-sectional view of the base components.





### Counterplaying elements

Crafted in black-stained oak veneer, two pointy ellipses elegantly meet in a T-shape. Lowering the gaze, the shape is interrupted by a gently sloping gap that adds lightness and counterplays the bold appearance of the design.

Glyph Oval Table / Hoffmann Kahleiss Design  
Panorama / Jonas Wagell  
Formal Shelving / Jonas Wagell  
Elba Rug / Wendelbo







# Floema

Designed by Luca Nichetto



Offered in several shapes and sizes, the Floema family enables you to create a cohesive interior landscape. Refining geometric shapes, the slender silhouette of the tabletop floats on a visually light frame crafted in black powder-coated steel.





### **Creative clusters**

Crafted by the renowned Italian designer Luca Nichetto, the varied sizes and shapes of the Floema tables offer a unique opportunity to experiment with heights and dimensions. Whether arranged in pairs or clusters, they allow you to create a harmonious landscape with captivating levels. This design reflects Nichetto's inquisitiveness about the interplay of materials, form, and function.





# Arc

Designed by Toan Nguyen



Designed by Toan Nguyen, Arc is composed of geometric shapes united into a sculptural table. The collection encompasses three tables with varying heights and radii, presented in two distinctive colour combinations: a base of brass patinated steel with a tinted brown glass tabletop or a base of black patinated steel with a tabletop in black glass.



### Reflections on refinement

Juxtaposing the solid base and the lightness of the slightly translucent tabletop, Arc prompts a contemporary take on the well-known typology. The dark glass simultaneously reflects the surroundings while revealing the sculptural silhouette of the base whilst the subtle polishing along the edge of the tabletop adds the finishing touches.



Arc Tables / Toan Nguyen








# Coin

Designed by 365 North



Offered in two sizes and heights, the Coin Side Table effortlessly fuses circular and conic-shaped components, thereby coining a language of soft geometric minimalism lending itself to a multitude of spaces and uses.





**Coin Dining Table**

Cast in dense aluminium, either black burnished with brass finish or in solid black or dark brown powder coating, the conic-shaped base of the Coin Dining Table grants supreme stability while introducing new dimensions to any dining setting.







# Notch

Designed by Gunther Pelgrims



Offered in seven sizes and shapes - spanning round, square, and rectangular outlines - the Notch table series by Gunther Pelgrims is distinguished by a striking graphic character that accentuates the inherent qualities of the components.



### A well-crafted graphic character

Crafted in black-tinted tempered glass with slightly bevelled edges, the semi-transparent tabletop is resting atop a frame in black stained oak with visible grains, featuring remarkable notched cabinet maker details that elevate the design further. The tables can be placed on their own, in pairs or even in clusters of varying sizes and shapes to create an intriguing interior landscape.






Collect Medium / Jonas Wagell  
Kite High Back / Jonas Wagell  
Mate Side Table / Sebastian Herkner



# Collect

Designed by Jonas Wagell



Designed by Swedish Jonas Wagell, the series of Collect tables strikes a soft balance of materials, seen through its tabletop in Brown Emperor marble and the warm base in brown stained oak.



### Sophisticated storing

While having a refined yet simple appearance, the Collect Table provides valuable storage space due to the shelf underneath its tabletop. The distinctive borders framing three sides of the shelf create a designated area for displaying and storing items like books, magazines, and decorative collectibles.





”Designated  
to keep and  
conceal for a  
clean and calm  
expression”

Jonas Wagell



Originally crafted as an aesthetic complement to the Kite collection, the Collect tables boast simple lines and balanced proportions. Constructed with a base of stained solid oak featuring cylinders and horizontal planes, the tables share design vocabulary with the Kite Sofa - though further simplified for a sophisticated appearance.





Mango Chair / Note Design Studio  
Calibre Table / Böttcher & Kayser



# Calibre

Designed by Böttcher & Kayser

Designed by the Berlin-based studio, Böttcher & Kayser, the Calibre Side Table series is defined by its streamlined silhouette composed of simple lines and geometric shapes. Crafted in Nero Marquina marble, the cylindrical base ensures a stable side table that will add a touch of refinement to any spatial setting. The series includes three tables of differing heights and sizes, one with a neat handle.



Expose Tables / Jonas Wagell  
Sepal Lounge Chairs / Luca Nichetto  
Maho Sofa / 365 North



# Expose

Designed by Jonas Wagell



Framed to simultaneously store and display, the series of Expose tables renders a fresh take on functionality. On top of the black powder-coated steel structure, a pane of smoked glass adds a semi-transparent expression, while at the bottom, a slab of Brown Emperor marble provides a visual counterbalance.



# Vector

Designed by Tristan Lohner

Wendelbo welcomes the first long table to the collection when introducing the Vector Table by French Tristan Lohner. Within graphic arts, vector means denoting a type of graphical representation using lines to construct the outlines of objects. Deriving from Latin, the term literally means 'to carry' – and the name thus refers to the typology of a table in its simplest form and the intersecting lines of the table frame that carries the tabletop.



Vector Table / Tristan Lohner  
Event Chair V1 / Tristan Lohner











# Mate

Designed by Sebastian Herkner

By experimenting with geometric shapes, Sebastian Herkner's Mate Table is designed to fulfil its essential purpose in daily life, while also showcasing a distinctive aesthetic. The table features a circular tray that appears to float above the sculptural base, creating a visual intrigue as it leans towards the user, evoking the impression of a personal server.





Ovata Dining Table / Note Design Studio  
Ovata Dining Chair / Note Design Studio  
Slice Shelving / 365 North



# Ovata

Designed by Note Design Studio

The Ovata Table features a simple tabletop cast in matt-polished Grey Jura limestone with subtle fossil markings, reflecting the unique terroir of its origin. The distinctive yet comforting rounded square shape of the tabletop is echoed in the sturdy column base, fostering pleasant transitions between the contrasting yet complimenting tactile surfaces. The result is a design that radiates an understated luxurious feel.





**Generously sized for gatherings**

Crafted in brown or black stained oak veneer with visible grains, bevelled edge profiles at both tabletop and column base add lightness to the density of the solid materials. The centre-aligned column base as well as the generously sized tabletop leave plenty of room for up to six Ovata Dining Chairs, though the table works equally well with other seating styles and finishes.







# Poller

Designed by Oliver Schick

Crafted by the renowned Oliver Schick, the Poller Table is available in two sizes and heights, showcasing soft contours seamlessly blended into a sophisticated, graphic silhouette. The gently tapered base exhibits smooth transitions between materials, guiding the eye to the round tabletop with a subtle edge that frames the design and any displayed objects with elegance.





# Circle

Designed by 365 North

With its circular top, which seemingly hovers above the rectangular frame, the Circle Table is a design that exudes elegance, enhanced by an exclusive marble tabletop. The table comes in two sizes, which can be used as a focal point in a larger lounge layout or as a side table in smaller spatial settings.





Root Table / 365 North

# Root

Designed by 365 North



The Root Tables effortlessly balance the bold expression of the tabletop and the softened intertwining lines of the base. Offered in three sizes, the result is a versatile series, ideal for displaying and storing books, magazines, and even decorative works of art.



# Product index

## Arc /

### DESIGNER

Toan Nguyen

### CATEGORY


Coffee and side tables

### ASSEMBLY

Follow assembly instructions for mounting of tabletop

### BASE

Brass patinated steel  
Black patinated steel



### TOP

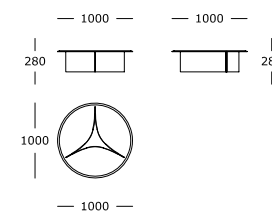
Tinted brown glass  
Black glass



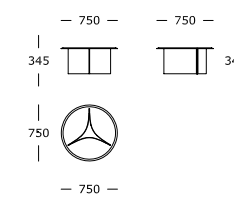
### MAINTENANCE

Clean with damp cloth

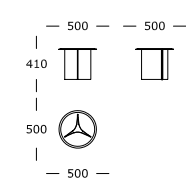
### Table | Large



### Table | Medium



### Table | Small





# Calibre /

## DESIGNER

Böttcher & Kayser

## CATEGORY

Side tables

## ASSEMBLY

Assembled upon receipt

## BASE

Nero Marquina marble



## TOP

Black powder-coated steel



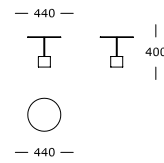
## MAINTENANCE

Clean with damp cloth

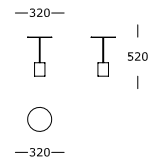
## WARRANTY

5 years

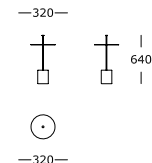
### Side table | Low



### Side table | High



### Side table | High with handle



# Circle /

## DESIGNER

365 North

## CATEGORY

Tables

## TEST


EN 15372

## ASSEMBLY

Follow the assembly instructions for mounting of tabletop

## TOP

Nero Marquina marble  
Dark Emperador marble



## FRAME

Black burnished steel  
Brass



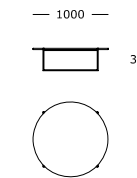
## MAINTENANCE

Clean with damp cloth. To ensure the longevity of your product, please follow our care and maintenance guides. All guides can be downloaded at [wendelbo.com/care](http://wendelbo.com/care)

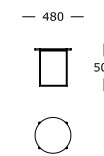
## WARRANTY

5 years

### Coffee table



### Occasional table





# Coin /

## DESIGNER

365 North

## CATEGORY

Tables

## TEST

EN 15372  
GB\*

## ASSEMBLY

Follow the assembly instructions for mounting of tabletop.


## TABLETOP

Black laminate  
Black stained oak veneer  
Brown stained oak veneer



## BASE FOR SIDE TABLES

Black powder-coated cast aluminium  
Dark brown powder-coated cast aluminium

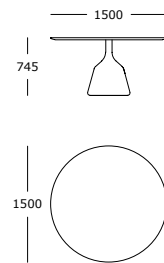


## BASE FOR DINING TABLE

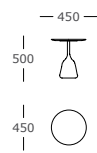
Black powder-coated cast aluminium  
Dark brown powder-coated cast aluminium  
Black with burnished brass



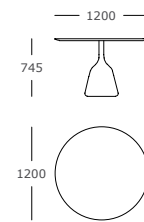
### Dining table | Ø 150



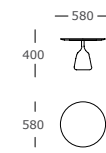
### Side table | High



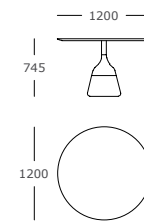
### Dining table | Ø 120



### Side table | Low



### Dining table | Ø 120 Burnished brass base



# Collect /

## DESIGNER

Jonas Wagell

## CATEGORY

Tables

## TEST

EN 15372

## ASSEMBLY

Follow assembly instructions for mounting of table top

## TOP

Brown Emperador marble



## FRAME

Dark brown FSC certified solid oak and oak veneer



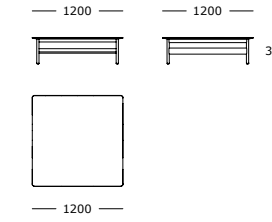
## MAINTENANCE

Clean with damp cloth. To ensure the longevity of your product, please follow our care and maintenance guides. All guides can be downloaded at [wendelbo.com/care](http://wendelbo.com/care)

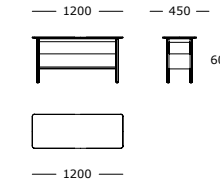
## WARRANTY

5 years

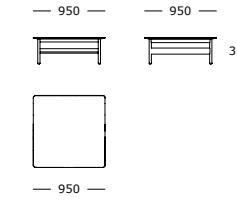
### Coffee table | Large



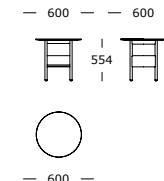
### Console table | Low



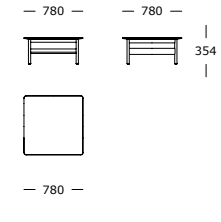
### Coffee table | Medium



### Side table | Round



### Coffee table | Small





# Expose /

## DESIGNER

Jonas Wagell

## CATEGORY

Tables

## TEST

EN 15372

## ASSEMBLY

Follow assembly instructions for mounting of plate and tabletop

## TABLETOP

Tinted brown glass



## FRAME

Black powder-coated steel



## BOTTOM PLATE

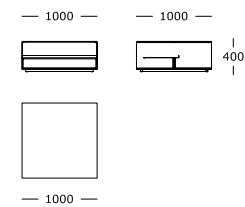
Dark Emperador marble



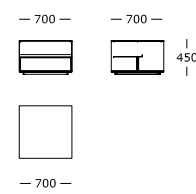
## MAINTENANCE

Clean with damp cloth. To ensure the longevity of your product, please follow our care and maintenance guides. All guides can be downloaded at [wendelbo.com/care](http://wendelbo.com/care)

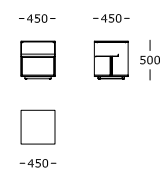
### Coffee table | Large



### Coffee table | Medium



### Side table



# Floema /

## DESIGNER

Luca Nichetto

## CATEGORY

Tables

## TEST

EN 15372

GB

## ASSEMBLY

Side and coffee tables are assembled upon receipt.

## TABLETOP

Nero Marquina marble

Grey Emperador marble

FSC certified, solid walnut with oil finish

Black laminate



## BASE

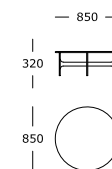
Black powder-coated steel



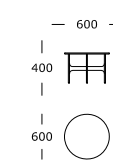
## MAINTENANCE

Clean with damp cloth. To ensure the longevity of your product, please follow our care and maintenance guides. All guides can be downloaded at [wendelbo.com/care](http://wendelbo.com/care)

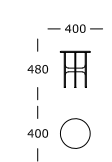
### Large table



### Medium table



### Small table





# Glyph /

## DESIGNER

Hoffmann Kahleiss Design

## CATEGORY

Tables

## ASSEMBLY

Follow assembly instructions for mounting of tabletop

## TABLETOP

Tinted black glass with mounted metal plate



## BASE

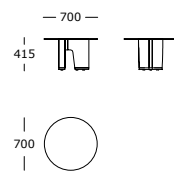
Black stained oak veneer



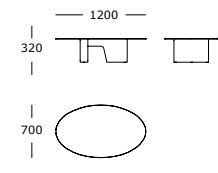
## MAINTENANCE

Clean with damp cloth

### Occasional table



### Coffee table, oval



# Mate /

## DESIGNER

Sebastian Herkner

## CATEGORY

Tables

## ASSEMBLY

Follow assembly instructions for mounting of tabletop

## MATERIAL TOP

FSC certified solid oak

Black stained

Dark brown stained



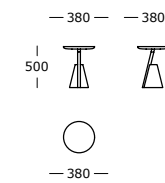
## MATERIAL BASE

Oak veneer

## MAINTENANCE

Clean with damp cloth

### Side table





# Notch /

## DESIGNER

Gunther Pelgrims

## CATEGORY

Tables

## ASSEMBLY

Follow assembly instructions for mounting of tabletop

## MATERIAL TOP

Black glass



## MATERIAL BASE

Black stained solid oak

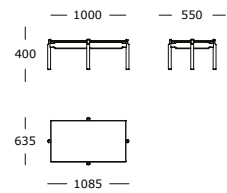


## MAINTENANCE

Clean with damp cloth

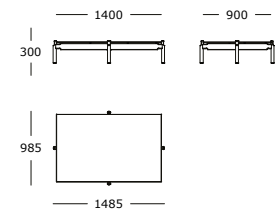
### Coffee table

Rectangular, medium



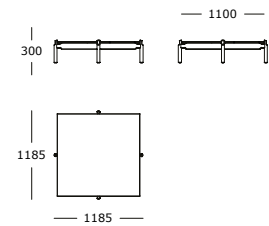
### Coffee table

Rectangular, large



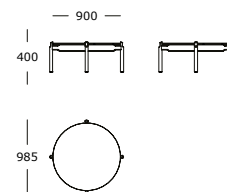
### Coffee table

Square, large



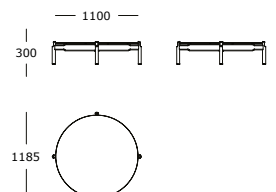
### Coffee table

Round, medium



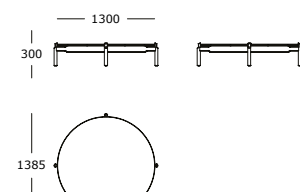
### Coffee table

Round, large



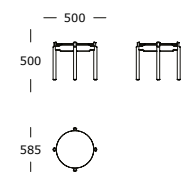
### Coffee table

Round, extra large



### Side table

Round, small



# Ovata /

## DESIGNER

Note Design Studio

## CATEGORY

Tables

## ASSEMBLY

Follow assembly instructions for mounting of tabletop

## MATERIAL TOP

Jura Grey limestone tabletop



## MATERIAL BASE

Oak veneer base

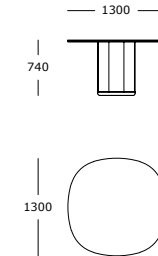
Black or dark brown stained



## MAINTENANCE

To ensure the longevity of your product, please follow our care and maintenance guides. All guides can be downloaded at [wendelbo.com/care](http://wendelbo.com/care)

### Dining table | Ø 130





# Poller /

## DESIGNER

Oliver Schick

## CATEGORY

Tables

## TEST

En 15372  
GB

## ASSEMBLY

Assembled upon receipt

## MATERIAL TOP

Black laminate



## MATERIAL BASE

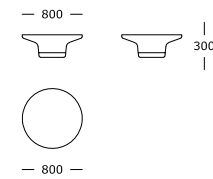
Black powder-coated aluminium  
Nero Marquina marble



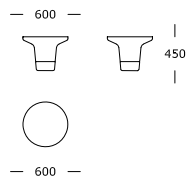
## MAINTENANCE

Clean with damp cloth. To ensure the longevity of your product, please follow our care and maintenance guides. All guides can be downloaded at [wendelbo.com/care](http://wendelbo.com/care)

### Large table



### Small table



# Root /

## DESIGNER

365 North

## CATEGORY

Tables

## TEST

EN 15372

## ASSEMBLY

Assembled upon receipt

## MATERIAL TOP

Black stained oak veneer



## MATERIAL BASE

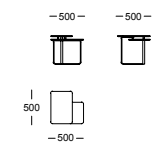
Black powder-coated steel



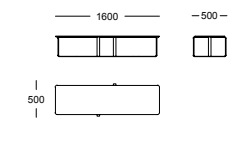
## MAINTENANCE

Clean with damp cloth

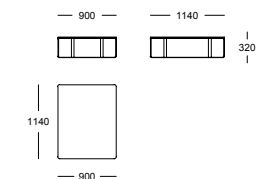
### Coffee table | Double top



### Coffee table | Long rectangle



### Coffee table | Rectangle





WENDELBO